


**Achilles**



2  
0  
0  
5





# SPECIFICATIONS FOR

MODEL	LENGTH	INSIDE LENGTH	BEAM	INSIDE BEAM	TUBE DIAMETER	HP RATING RECOMMENDED/RANGE	MAX ENGINE WEIGHT	HULL WEIGHT	FLOOR
<b>DINGHIES</b>									
LT2	7'3" (220 cm)	5'0" (153 cm)	4'0" (124 cm)	1'11" (58 cm)	13" (33 cm)	3 standard	37 lbs. 17 kg	29 lbs. 13 kg	9 lbs.
LT4	8'6" (260 cm)	6'2" (188 cm)	4'8" (142 cm)	2'2" (66 cm)	15" (38 cm)	3 standard	37 lbs. 17 kg	39 lbs. 17.5kg	17 lbs.
<b>TENDERS &amp; SPORT</b>									
LS4RU	8'8" (265 cm)	6'1" (185 cm)	4'8" (142 cm)	2'2" (66 cm)	15" (38 cm)	4 (2 - 6) standard	66 lbs. 30 kg	45 lbs. 20.5kg	18 lbs.
LS4	8'8" (265 cm)	6'1" (185 cm)	4'8" (142 cm)	2'2" (66 cm)	15" (38 cm)	4 (2 - 6) standard	66 lbs. 30 kg	49 lbs. 22.5kg	18 lbs.
LEX88	8'8" (265 cm)	5'11" (180 cm)	4'9" (144 cm)	2'2" (66 cm)	15.5" (39 cm)	4 (2 - 6) standard	66 lbs. 30 kg	47 lbs. 21.5 kg	19 lbs.
LEX96	9'6" (290 cm)	6'9" (205 cm)	4'9" (144 cm)	2'2" (66 cm)	15.5" (39 cm)	6 (4 - 8) standard	84 lbs. 38 kg	52 lbs. 23.5 kg	21 lbs.
LSR96	9'6" (295 cm)	6'9" (205 cm)	5'2" (158 cm)	2'4" (72 cm)	17" (43 cm)	6 (4 - 8) standard	84 lbs. 38 kg	63 lbs. 28.5 kg	31 lbs.
LSR104	10'4" (315 cm)	7'3" (220 cm)	5'2" (158 cm)	2'4" (72 cm)	17" (43 cm)	8 (4 - 10) standard	88 lbs. 40 kg	66 lbs. 30 kg	33 lbs.
LSI77	7'7" (230 cm)	5'1" (155 cm)	4'9" (144 cm)	2'2" (66 cm)	15.5" (39 cm)	4 standard	55 lbs. 25 kg	52 lbs. 23.5 kg	8 lbs.
LSI88	8'8" (265 cm)	6'1" (185 cm)	4'9" (144 cm)	2'2" (66 cm)	15.5" (39 cm)	4 (2 - 6) standard	66 lbs. 30 kg	54 lbs. 24.5 kg	9 lbs.
LSI96	9'6" (295 cm)	6'9" (205 cm)	5'2" (158 cm)	2'4" (72 cm)	17" (43 cm)	6 (4 - 8) standard	84 lbs. 38 kg	63 lbs. 28.5 kg	10 lbs.
LSI104	10'4" (315 cm)	7'3" (220 cm)	5'2" (158 cm)	2'4" (72 cm)	17" (43 cm)	8 (4 - 10) standard	88 lbs. 40 kg	66 lbs. 30 kg	11 lbs.
LSI112	11'2" (340 cm)	7'5" (226 cm)	5'6" (168 cm)	2'7" (78 cm)	18" (45 cm)	10 (4 - 15) standard	99 lbs. 45 kg	79 lbs. 36 kg	12 lbs.
LSI122	12'2" (365 cm)	8'9" (268 cm)	5'6" (168 cm)	2'7" (78 cm)	18" (45 cm)	15 (4 - 25) standard	143 lbs. 65 kg	92 lbs. 42 kg	21 lbs.
SPD96	9'6" (295 cm)	6'9" (205 cm)	5'2" (158 cm)	2'4" (72 cm)	17" (43 cm)	6 (4 - 8 ) standard	84 lbs. 38 kg	62 lbs. 28.5 kg	29 lbs.
SPD104	10'4" (315 cm)	7'3" (220 cm)	5'2" (158 cm)	2'4" (72 cm)	17" (43 cm)	8 (4 - 10) standard	88 lbs. 40 kg	66 lbs. 30 kg	30 lbs.
SPD112	11'2" (340 cm)	7'5" (226 cm)	5'6" (168 cm)	2'7" (78 cm)	18" (45 cm)	10 (4 - 15) standard	99 lbs. 45 kg	79 lbs. 36 kg	16 lbs.
<b>RIGID HULLS</b>									
HB275	9'0" (275 cm)	6'2" (188 cm)	5'4" (163 cm)	2'7" (77 cm)	17" (43 cm)	6 (4 - 8 ) standard	84 lbs. 38 kg	110 lbs. 50 kg	—
HB310	10'2" (310 cm)	7'5" (225 cm)	5'4" (163 cm)	2'7" (77 cm)	17" (43 cm)	10 (4 - 15) standard	99 lbs. 45 kg	127 lbs. 57.5 kg	—
HB340	11'2" (340 cm)	8'3" (250 cm)	5'4" (163 cm)	2'7" (77 cm)	17" (43 cm)	15 (6 - 20) standard	110 lbs. 50 kg	149 lbs. 67.5 kg	—
HB315DX	10'4" (315 cm)	7'9" (235 cm)	5'5" (166 cm)	2'8" (80 cm)	17" (43 cm)	15 (6 - 20) standard	110 lbs. 50 kg	143 lbs. 65 kg	—
<b>SPORT BOATS</b>									
SE121	12'2" (365 cm)	8'9" (268 cm)	5'4" (162 cm)	2'6" (76 cm)	17" (43 cm)	15 (4 - 25) standard	143 lbs. 65 kg	85 lbs. 39 kg	50 lbs.
SE131	13'2" (400 cm)	9'4" (284 cm)	5'9" (175 cm)	2'9" (85 cm)	18" (45 cm)	20 (6 - 35) long	176 lbs. 80 kg	108 lbs. 49 kg	56 lbs.
SGX122	12'2" (365 cm)	8'9" (268 cm)	5'4" (162 cm)	2'6" (76 cm)	17" (43 cm)	20 (6 - 35) standard	176 lbs. 80 kg	96 lbs. 43.5 kg	69 lbs.
SGX132	13'2" (400 cm)	9'4" (284 cm)	5'9" (175 cm)	2'9" (85 cm)	18" (45 cm)	30 (9.9 - 40) long	209 lbs. 95 kg	116 lbs. 53 kg	74 lbs.
SG140	14'0" (425 cm)	10'0" (305 cm)	5'9" (175 cm)	2'9" (85 cm)	18" (45 cm)	30 (9.9 - 50) long	242 lbs. 110 kg	133 lbs. 60.5 kg	104 lbs.
SG156	15'6" (473 cm)	10'11" (333 cm)	6'3" (190 cm)	3'0" (90 cm)	20" (50 cm)	35 (9.9 - 55) long	265 lbs. 120 kg	159 lbs. 72 kg	121 lbs.
<b>SPORT UTILITY</b>									
SU16	16'0" (488 cm)	10'10" (330 cm)	6'9" (206 cm)	3'3" (100 cm)	21" (53 cm)	40 (20 - 75) long	352 lbs. 160 kg	235 lbs. 107 kg	140 lbs.
SU18	18'0" (549 cm)	12'0" (366 cm)	7'7" (230 cm)	3'7" (110 cm)	24" (60 cm)	50 (25 - 90) long	375 lbs. 170 kg	273 lbs. 124 kg	167 lbs.

**NEW**  
for 2005

The maximum HP Rating, Person Capacity and Load Capacity have been calculated according to the standards of ISO6185.



# 2005 ACHILLES BOATS

WEIGHT	BOAT WEIGHT		ACCESSORIES WEIGHT		TOTAL WEIGHT		LOAD CAPACITY		PERSON CAPACITY	NO. AIR CHAMBERS	STOWED DIMENSIONS	
--------	-------------	--	--------------------	--	--------------	--	---------------	--	-----------------	------------------	-------------------	--

## PAGE 5

4 kg	38 lbs.	17 kg	12 lbs.	5.5 kg	50 lbs.	22.5 kg	640 lbs.	290 kg	2	2	3'3"x1'10"x10"	(98 x 55 x 25)
8 kg	56 lbs.	25.5 kg	17 lbs.	7.5 kg	73 lbs.	33 kg	990 lbs.	450 kg	4	2	3'5"x1'10"x10"	(103 x 55 x 26)

## TENDERS PAGES 6-12

8 kg	63 lbs.	28.5 kg	12 lbs.	5.5 kg	75 lbs.	34 kg	840 lbs.	380 kg	4	2	3'5"x1'10"x10"	(103 x 55 x 26)
8 kg	67 lbs.	30.5 kg	12 lbs.	5.5 kg	79 lbs.	36 kg	860 lbs.	390 kg	4	2 & keel	3'5"x1'10"x10"	(103 x 55 x 26)
8.5 kg	66 lbs.	30 kg	12 lbs.	5.5 kg	78 lbs.	35.5 kg	910 lbs.	415 kg	4	2 & keel	3'4"x1'11"x10"	(102 x 59 x 25)
9.5 kg	73 lbs.	33 kg	12 lbs.	5.5 kg	85 lbs.	38.5 kg	990 lbs.	450 kg	4	2 & keel	3'5"x2'1"x10"	(105 x 63 x 26)
14 kg	94 lbs.	42.5 kg	15 lbs.	7 kg	109 lbs.	49.5 kg	1120 lbs.	510 kg	4	2 & keel	3'9"x2'1"x1'3"	(115 x 63 x 39)
15 kg	99 lbs.	45 kg	15 lbs.	7 kg	114 lbs.	52 kg	1230 lbs.	560 kg	4	2 & keel	3'9"x2'1"x1'3"	(115 x 63 x 39)
3.5 kg	60 lbs.	27 kg	12 lbs.	5.5 kg	72 lbs.	32.5 kg	770 lbs.	350 kg	2	2 & floor	3'5"x1'8"x11"	(105 x 52 x 27)
4 kg	63 lbs.	28.5 kg	17 lbs.	7.5 kg	80 lbs.	36 kg	925 lbs.	420 kg	4	2 & keel & floor	3'5"x1'8"x1'	(105 x 52 x 28)
4.5 kg	73 lbs.	33 kg	18 lbs.	8 kg	91 lbs.	41 kg	1145 lbs.	520 kg	4	2 & keel & floor	3'9"x1'8"x1'	(115 x 52 x 30)
5 kg	77 lbs.	35 kg	18 lbs.	8 kg	95 lbs.	43 kg	1250 lbs.	570 kg	4	2 & keel & floor	3'9"x1'11"x1'	(115 x 58 x 30)
5.5 kg	91 lbs.	41.5 kg	19 lbs.	8.5 kg	110 lbs.	50 kg	1630 lbs.	740 kg	5	3 & keel & floor	4'1"x1'11"x10"	(125 x 58 x 26)
9.5 kg	113 lbs.	51.5 kg	20 lbs.	9 kg	133 lbs.	60.5 kg	1740 lbs.	790 kg	6	4 & keel & floor	4'2"x2'1"x2"	(128 x 60 x 35)
13 kg	91 lbs.	41.5 kg	17 lbs.	7.5 kg	108 lbs.	49 kg	1140 lbs.	520 kg	4	2 & keel	3'9"x1'8"x1'1"	(115 x 52 x 34)
13.5 kg	96 lbs.	43.5 kg	17 lbs.	7.5 kg	113 lbs.	51 kg	1230 lbs.	560 kg	4	2 & keel	3'9"x1'11"x1'1"	(115 x 58 x 34)
2	125 lbs.	57 kg	17 lbs.	7.5 kg	142 lbs.	64.5 kg	1370 lbs.	620 kg	5	3 & keel	B - 4'1"x1'11"x10" F - 3'2"x1'10"x5"	(125 x 58 x 26) (97 x 56 x 13)

## PAGES 12-14

—	110 lbs.	50 kg	11 lbs.	5 kg	121 lbs.	55 kg	770 lbs.	350 kg	4	2	7'5"x3'5"x1'10"	(225 x 105 x 55)
—	127 lbs.	57.5 kg	12 lbs.	5.5 kg	139 lbs.	63 kg	880 lbs.	400 kg	4	2	8'6"x3'5"x1'10"	(265 x 105 x 55)
—	149 lbs.	67.5 kg	12 lbs.	5.5 kg	161 lbs.	73 kg	1210 lbs.	550 kg	5	3	9'6"x3'5"x1'10"	(295 x 105 x 55)
—	143 lbs.	65 kg	12 lbs.	5.5 kg	155 lbs.	70.5 kg	1100 lbs.	500 kg	5	3	9'8"x3'5"x1'11"	(295 x 105 x 58)

## PAGES 15-17

22.5 kg	135 lbs.	61.5 kg	21 lbs.	9.5 kg	156 lbs.	71 kg	1475 lbs.	670 kg	5	4 & keel	B - 4'2"x2'x1' F - 3'x2'3"x5"	(128 x 60 x 30) (94 x 66 x 13)
25.5 kg	164 lbs.	74.5 kg	23 lbs.	10.5 kg	187 lbs.	85 kg	1760 lbs.	800 kg	6	4 & keel	B - 4'3"x2'x1'2" F - 3'5"x2'4"x5"	(130 x 61 x 35) (104 x 72 x 13)
31.5 kg	165 lbs.	75 kg	24 lbs.	11 kg	189 lbs.	86 kg	1475 lbs.	670 kg	5	4 & keel	B - 4'2"x2'x1'2" F - 3'1"x2'3"x7"	(128 x 60 x 30) (93 x 67 x 17)
33.5 kg	190 lbs.	86.5 kg	25 lbs.	11.5 kg	215 lbs.	98 kg	1740 lbs.	790 kg	6	4 & keel	B - 4'3"x2'x1'2" F - 3'1"x2'4"x7"	(130 x 61 x 35) (105 x 74 x 17)
47 kg	237 lbs.	107.5 kg	20 lbs.	9 kg	257 lbs.	116.5 kg	1940 lbs.	880 kg	6	4 & keel	B - 4'6"x2'3"x1'2" F - 3'5"x2'5"x8"	(137 x 67 x 36) (104 x 75 x 20)
55 kg	280 lbs.	127 kg	15 lbs.	7 kg	295 lbs.	134 kg	2800 lbs.	1270 kg	8	5 & keel	B - 5'x2'4"x1'2" F - 3'7"x2'6"x8"	(152 x 71 x 36) (110 x 76 x 20)

## BOATS PAGE 18

63.5	375 lbs.	170.5 kg	7 lbs.	3 kg	382 lbs.	173.5 kg	3215 lbs.	1460 kg	9	5 & keel	B - 5'10"x2'10"x1'4" F - 3'11"x2'9"x8"	(178 x 87 x 40) (120 x 85 x 20)
76 kg	440 lbs.	200 kg	7 lbs.	3 kg	447 lbs.	203 kg	4670 lbs.	2120 kg	11	5 & keel	B - 6'3"x3'3"x1'4" F - 4'4"x3'2"x8"	(190 x 98 x 40) (133 x 95 x 20)

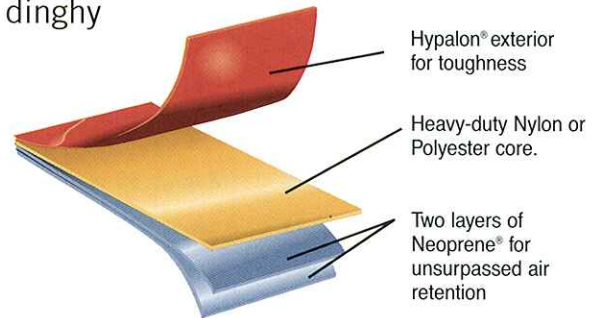
B= Boat F=Floor



# Achilles Inflatable Boats

## ALL HYPALON®. ALL THE TIME.

Every Achilles boat is made with our own proven four-layered fabric reinforced with DuPont Hypalon. We are one of the few inflatable boat companies that manufacture our own Hypalon fabric, and have for over 30 years. This insures consistent quality year-to-year and boat-to-boat. No fabric is more effective in resisting damage from the elements, oil, gasoline or abrasions. And nothing is better for air retention than the interior Neoprene® coating we use. So we take the extra time Hypalon hand-gluing requires to insure that unsurpassed quality, safety and durability are built into every Achilles, from our smallest dinghy to our largest utility boat. So the question shouldn't be "which inflatable?" but "which Achilles?".




## Introducing the HB-315DX for 2005!



A brand new deluxe rigid hull tender.  
See page 12.

## A SMOOTH, SIMPLE OAR SYSTEM

We invented the fold-down, locking oar system that makes rowing a breeze while keeping oars secured and out of the way when not in use.



LT  
Series



LS4  
Series



LEX  
Series



LSR  
Series



LSI  
Series



SPD  
Series




All Hypalon.<sup>®</sup>

All Quality.

All The Time.

### UNSURPASSED SEAM CONSTRUCTION

Our seams are overlapped a full inch and reinforced with seam tape both inside and out. No one else takes so many steps to insure seams will last.



### NON-CORROSIVE CHECK VALVES

All Achilles valves are non-corrosive and double-capped for safety. They are engineered for easy "one-way" inflation and instant deflation.




### BAFFLES THAT HANDLE THE PRESSURE

Our flexible, cone-shaped baffle design equalizes air pressure between individual airtight air chambers.



### STRESS BEARING TRANSOMS

We have always secured our transoms with a unique Neoprene rubber mold and transom tape combination, and not just one or the other. This makes them ideal for handling the extra weight associated with 4-stroke motors.




FULL FIVE-YEAR WARRANTY ON FABRIC AND SEAMS

We back our claim to having superior fabric and construction with a strong warranty commitment.

## Achilles Riverboats

Achilles produces a complete line of Hypalon<sup>®</sup> riverboats and kayaks. Call or email us for our riverboat brochure.



**HB**  
Series



**SE**  
Series



**SGX**  
Series



**SG**  
Series



**SU**  
Series



# DINGHIES

# LT

**A** lot of quality in a small package. That describes our LT Series dinghies.

These two and four-person boats go from their handy carry bags to fully equipped dinghies in just minutes. Compact enough to be stored virtually anywhere, they are still safe, durable and dependable dinghies capable of carrying substantial loads. They come ready to work with fold-down oar system, wood seat, fold-up floor and motor mount.

Even though they are our most economical boats, they are made with the same durable Hypalon® fabric and backed by the same five-year warranty as our large sport boats.

The LT4 has a heavy-duty removable motor mount that fits quickly and securely into molded rubber mounting attachments.

LT-2



LT-4

### LT STANDARD FEATURES INCLUDE:

Hypalon/Neoprene reinforced fabric; wood/Hypalon roll-up floor (LT4); hinged wood floor (LT2); full-length rubbing strake; fold-down locking oar system with aluminum oars with removable blades; bow D-ring (LT2); towing bridle D-rings (LT4); life lines with hand loops; removable wood rowing seat; motor mount; foot pump; carry bag; and maintenance kit.

### SPECIFICATIONS

	LT-2	LT-4
Color	Lt. Gray	Lt. Gray
Length	7'3" (220 cm.)	8'6" (260 cm.)
Inside Length	5'0" (153 cm.)	6'2" (188 cm.)
Beam	4'0" (124 cm.)	4'8" (142 cm.)
Inside Beam	1'11" (58 cm.)	2'2" (66 cm.)
Tube Diameter	13" (33 cm.)	15" (38 cm.)
Weight	38 lbs. (17 kg.)	56 lbs. (25.5 kg.)
Load Capacity	640 lbs. (290 kg.)	990 lbs. (450 kg.)
Person Capacity	2	4
Recommended H.P.	3 Standard	3 Standard
Maximum H.P.	3 Standard	3 Standard
Air Chambers	2	2



# LS SERIES

# TENDERS

## LS4-RU

### ROLL-UP

**A**chilles answers the call for a simple, value-packed, roll-up option for boaters who need the space-saving convenience of a lightweight, easy-to-stow tender. Weighing just 63 pounds, the LS4-RU can be stowed in a space just 10" high. With a roll-up wood/Hypalon® fabric floor and solid transom it can be inflated and ready to go in minutes. When it is, it can carry four people or loads up to 840 pounds.

Easy to carry, easy to set up, easy to store—the LS4-RU is an easy choice for boaters putting a premium on convenience.



LS4-RU



LS4-RU

### SPECIFICATIONS

LS4-RU	
Color	Lt. Gray
Length	8'8" (265 cm.)
Inside Length	6'1" (185 cm.)
Beam	4'8" (142 cm.)
Inside Beam	2'2" (66 cm.)
Tube Diameter	15" (38 cm.)
Weight	63 lbs. (28.5 kg.)
Load Capacity	840 lbs. (380 kg.)
Person Capacity	4
Recommended H.P.	4 (2-6) Standard
Maximum H.P.	6 Standard
Air Chambers	2



### LS4-RU STANDARD FEATURES INCLUDE:

Hypalon/Neoprene reinforced fabric; wood/Hypalon roll-up floor; full-length rubbing strake; fold-down locking oar system; aluminum oars with removable blades; removable wood rowing seat; towing D-rings; foot pump; carry bag; and maintenance kit.

## LS4

AVAILABLE IN EUROPE ONLY



LS4

### LS4 STANDARD FEATURES INCLUDE:

Hypalon/Neoprene reinforced fabric; sectional wood floor; full-length rubbing strake; fold-down locking oar system; two-piece breakdown aluminum oars; inflatable thwart seat; towing D-rings; foot pump; carry bag; and maintenance kit.

### SPECIFICATIONS

LS4	
Color	Red or Lt. Gray
Length	8'8" (265 cm.)
Inside Length	6'1" (185 cm.)
Beam	4'8" (142 cm.)
Inside Beam	2'2" (66 cm.)
Tube Diameter	15" (38 cm.)
Weight	67 lbs. (30.5 kg.)
Load Capacity	860 lbs. (390 kg.)
Person Capacity	4
Recommended H.P.	4 (2-6) Standard
Maximum H.P.	6 Standard
Air Chambers	2 & Air Keel



# SPORT TENDERS

# LEX

**T**raditional and still an exceptional value, LEX

tenders offer the look and functionality of a classic inflatable tender. They represent the culmination of many subtle refinements over the years that have kept them technologically current while maintaining their traditional appearance.

A sleek bow design and ample interior space come together in this classic tender. A teardrop rub strake deflects spray when planing and improves protection from the inevitable collisions with docks and boat hulls.

Other subtle quality features range from an adjustable range wood seat to molded rubber oar holders. They all add up to a solid, reliable tender

that combines practicality and performance in an economical package.



LEX-96

### LEX STANDARD FEATURES INCLUDE:

Hypalon/Neoprene reinforced fabric; self-locking wood floorboards; fold-down, locking oar system with oar holders; aluminum oars with removable blades; full-length tear drop rubbing strake; removable wood rowing seat; carry bag; foot pump; towing bridle D-rings; protective transom motor clamp; life lines; maintenance kit; and self bailer valve.



### SPECIFICATIONS

	LEX-88	LEX-96
Color	Lt. Gray	Lt. Gray
Length	8'8" (265 cm.)	9'6" (290 cm.)
Inside Length	5'11" (180 cm.)	6'9" (205 cm.)
Beam	4'9" (144 cm.)	4'9" (144 cm.)
Inside Beam	2'2" (66 cm.)	2'2" (66 cm.)
Tube Diameter	15.5" (39 cm.)	15.5" (39 cm.)
Weight	66 lbs. (30 kg.)	73 lbs. (33 kg.)
Load Capacity	910 lbs. (415 kg.)	990 lbs. (450 kg.)
Person Capacity	4	4
Recommended H.P.	4 (2-6) Standard	6 (4-8) Standard
Maximum H.P.	6 Standard	8 Standard
Air Chambers	2 & Keel	2 & Keel



# SPORT TENDERS

## ROLL-UP

**New for 2005**  
*Bow Carry Handle and Interior Bow D-ring for Davits.*

# LSR


At last, inflatable tenders that combine

the convenience of a roll-up floor with the rigidity and strength of floorboards.

Achilles has developed a unique aluminum floor that makes it a snap to quickly inflate and break down these tenders. This new floor design combined with an innovative hinge system makes this roll-up floor stronger and firmer than others while keeping it lightweight.

This is combined with an inflatable keel and new V-shaped fiberglass transom to enhance performance.

Large 17" tubes allow the LSR tenders to carry heavy loads. Boaters no longer have to sacrifice rigidity or performance to enjoy the convenience of a roll-up.



LSR-104



### SPECIFICATIONS

	LSR-96	LSR-104
Color	Lt. Gray or White	Lt. Gray or White
Length	9'6" (295 cm.)	10'4" (315 cm.)
Inside Length	6'9" (205 cm.)	7'3" (220 cm.)
Beam	5'2" (158 cm.)	5'2" (158 cm.)
Inside Beam	2'4" (72 cm.)	2'4" (72 cm.)
Tube Diameter	17" (43 cm.)	17" (43 cm.)
Weight	94 lbs. (42.5 kg.)	99 lbs. (45 kg.)
Load Capacity	1,120 lbs. (510 kg.)	1,230 lbs. (560 kg.)
Person Capacity	4	4
Recommended H.P.	6 (4-8) Standard	8 (4-10) Standard
Maximum H.P.	8 Standard	10 Standard
Air Chambers	2 & Keel	2 & Keel

#### LSR STANDARD FEATURES INCLUDE:

Hypalon/Neoprene reinforced fabric; air keel; aluminum roll-up floor; fiberglass transom; full length tear drop rubbing strake; bow carry handle; internal bow D-ring; fold down locking oar system; two-piece break down aluminum oars & oar holders; towing bridle D-rings; life lines; removable wood rowing seat; protective motor clamp; self-bailer valve; foot pump; carry bag; extra seat attachment; and maintenance kit.



LSR-104



# LSI

**O**ur LSI boats were the first inflatable tenders made with Hypalon®-reinforced high-pressure air floors. When you

consider the abuse decks take from scrapes, the sun, salt-water and even oil and gasoline, it makes sense to have the toughest material available to protect them — and that is Hypalon®.

So our remarkable AirFirm™ floors are not only incredibly lightweight and rigid, they are also the most durable you will find.

Thousands of polyester threads make our air floors super firm. The additional support of an air keel increases floor rigidity and along with a new fiberglass transom enhances overall performance. With large tube diameters, LSI tenders carry heavy loads despite their light weight.

There are six different LSI model sizes to choose from. No other air floor tenders offer more convenience, more quality or more choices.

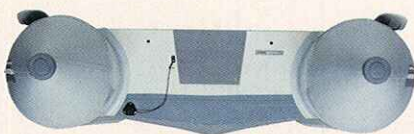
LSI-104



LSI-96



LSI-104



**V-Shaped Fiberglass Transom for Better Tracking and Performance**

On LSI-96, 104, 112 and 122.

HYPALON®  
FABRIC

POLYESTER  
THREADS

HYPALON®  
FABRIC



Achilles LSI AirFirm™ Floor.

### LSI STANDARD FEATURES INCLUDE:

Hypalon/Neoprene reinforced fabric; air keel & fiberglass transom (all models except LSI-77); Hypalon drop stitch AirFirm™ Floors; full length tear drop rubbing strake; bow carry handle; internal bow D-ring; fold down locking oar system; two-piece break down aluminum oars & oar holders; towing bridle D-rings; life lines; removable wood rowing seat; protective motor clamp; self-bailer valve; large high pressure foot pump with pressure gauge; carry bag; maintenance kit; and floor protection pad for gas tank.

LSI-96, 104, 112 and 122 have extra seat attachment.



# SPORT TENDERS

## ROLL-UP

**New for 2005**

**Bow Carry Handle and Interior Bow D-ring for Davits.**



### SPECIFICATIONS

	LSI-77	LSI-88	LSI-96	LSI-104	LSI-112	LSI-122
Color	Lt. Gray	White or Lt. Gray	White or Lt. Gray	White or Lt. Gray	Lt. Gray or Red/Gray	Red/Gray
Length	7'7" (230 cm.)	8'8" (265 cm.)	9'6" (295 cm.)	10'4" (315 cm.)	11'2" (340 cm.)	12'2" (365 cm.)
Inside Length	5'1" (155 cm.)	6'1" (185 cm.)	6'9" (205 cm.)	7'3" (220 cm.)	7'5" (226 cm.)	8'9" (268 cm.)
Beam	4'9" (144 cm.)	4'9" (144 cm.)	5'2" (158 cm.)	5'2" (158 cm.)	5'6" (168 cm.)	5'6" (168 cm.)
Inside Beam	2'2" (66 cm.)	2'2" (66 cm.)	2'4" (72 cm.)	2'4" (72 cm.)	2'7" (78 cm.)	2'7" (78 cm.)
Tube Diameter	15.5" (39 cm.)	15.5" (39 cm.)	17" (43 cm.)	17" (43 cm.)	18" (45 cm.)	18" (45 cm.)
Weight	60 lbs. (27 kg.)	63 lbs. (28.5 kg.)	73 lbs. (33 kg.)	77 lbs. (35 kg.)	91 lbs. (41.5 kg.)	113 lbs. (51.5 kg.)
Load Capacity	770 lbs. (350 kg.)	925 lbs. (420 kg.)	1,145 lbs. (520 kg.)	1,250 lbs. (570 kg.)	1,630 lbs. (740 kg.)	1,740 lbs. (790 kg.)
Person Capacity	2	4	4	4	5	6
Recommended H.P.	4 Standard	4 (2-6) Standard	6 (4-8) Standard	8 (4-10) Standard	10 (4-15) Standard	15 (4-25) Standard
Maximum H.P.	4 Standard	6 Standard	8 Standard	10 Standard	15 Standard	25 Standard
Air Chambers	2 & Floor	2 & Keel & Floor	2 & Keel & Floor	2 & Keel & Floor	3 & Keel & Floor	4 & Keel & Floor



# SPORT TENDERS

# SPD

We've made a good tender better for 2005 by reconfiguring our

SPD boats with a new bow design for increased interior space and adding a V-shaped fiberglass transom for better tracking and performance. Even better, we've added a third model to the line. So for the first time boaters have three different SPD lengths from which to choose.

These deluxe tenders are designed with larger tubes for better stability, performance and load capacities. And with their new bow and transom designs, they carry more and perform better than ever. They also feature a host of deluxe features such as non-slip, foam-matted floorboards, aluminum floor battens and stringers for a more rigid floor system, and a wood seat that can be attached in two different locations.

If you compare fabric, features, and price with competing models you'll see what a great value these SPD tenders really are.

SPD-104



SPD-112



**New for 2005**  
Bow Carry Handle and Interior Bow D-ring for Davits.



SPD-104

### SPD STANDARD FEATURES INCLUDE:

Hypalon/Neoprene fabric; V-shaped fiberglass transom; foam-matted floorboards and seat; extra seat attachments; aluminum battens and stringers; bow carry handle; internal bow D-ring; fold-down locking oar system with oar holders; two-piece break-down aluminum oars; protective transom motor clamp; foot pump; carry bag; maintenance kit; and full length tear drop rubbing strake.

### SPECIFICATIONS

	SPD-96	SPD-104	SPD-112
Color	Lt. Gray	Lt. Gray	Lt. Gray
Length	9'6" (295 cm.)	10'4" (315 cm.)	11'2" (340 cm.)
Inside Length	6'9" (205 cm.)	7'3" (220 cm.)	7'5" (226 cm.)
Beam	5'2" (158 cm.)	5'2" (158 cm.)	5'6" (168 cm.)
Inside Beam	2'4" (72 cm.)	2'4" (72 cm.)	2'7" (78 cm.)
Tube Diameter	17" (43 cm.)	17" (43 cm.)	18" (45 cm.)
Weight	91 lbs. (41.5 kg.)	96 lbs. (43.5 kg.)	125 lbs. (57 kg.)
Load Capacity	1140 lbs. (520 kg.)	1,230 lbs. (560 kg.)	1,370 lbs. (620 kg.)
Person Capacity	4	4	5
Recommended H.P.	6 (4-8) Standard	8 (4-10) Standard	10 (4-15) Standard
Maximum H.P.	8 Standard	10 Standard	15 Standard
Air Chambers	2 & Keel	2 & Keel	3 & Keel

*Non-slip, foam-matted floorboards and V-shaped fiberglass transom are standard on SPD boats.*



# RIGID HULL

**A Brand New Deluxe RIB for 2005  
Packed with Special Features!**

# HB-315DX

**T**his new hard bottom inflatable offers boaters the best combination of style, performance and functionality. Sleek Euro-style tubes along with lateral seams give it a stylish edge over other RIBs. A deeper "V" hull delivers superior performance while a built-in bow locker provides both a seat and a safe, dry place for gear.

If you want to take a step above the norm in a hard-bottomed tender, step up to the Achilles HB-315DX. Like every Achilles boat it is made with Hypalon<sup>®</sup> fabric so it can handle the burning sun of the tropics or cold northern waters without fading or deteriorating. And with its sporty side, it really puts the "fun" in functionality.

Choose the fiberglass-hulled inflatable that gives you a little extra. Choose the Achilles HB-315DX in 2005.

### HB-315DX STANDARD FEATURES INCLUDE:

Pearl Gray Hypalon/Neoprene fabric; deep "V" fiberglass hull; bow locker; double heavy duty full length tear drop rub strake; helmsman grip; removable rowing seat; D-rings for towing bridle; stainless bow eye; lifting hardware for davits; and carry handles; Hypalon grab handles; and down locking oar system with oar holders; interior oar straps; two piece breakdown aluminum oars; gas tank tie down hardware; protective transom motor clamp; foot pump; and maintenance kit.



*Unihelm console shown is optional equipment*



### SPECIFICATIONS

HB-315DX	
Color	Pearl Gray
Length	10'4" (315 cm.)
Inside Length	7'9" (235 cm.)
Beam	5'5" (166 cm.)
Inside Beam	2'8" (80 cm.)
Tube Diameter	17" (43 cm.)
Weight	143 lbs. (65 kg.)
Load Capacity	1100 lbs. (500 kg)
Person Capacity	5
Recommended H.P.	15
Maximum H.P.	15 (6-20) Standard
Air Chambers	3



# HB

**A** pioneer in the development of rigid-hulled inflatables, Achilles takes them to a new level in 2005.

Enhanced features have been added to all three sporty Achilles HB tenders making them better than ever. The strategically placed grab handles on the tubes add more safety and security while double heavy duty rubbing strakes add more protection and provide a drier ride.

Available in three of the most popular tender sizes, Achilles RIBs are as distinctive as their striking Pearl Gray color combining unsurpassed reliability, durability and performance in a handsome package.

The Achilles HB line represents the culmination of years of experience in manufacturing high quality Hard Bottom Tenders.

Their lightweight double-hulled fiberglass construction offers you one of the lightest R.I.B's on the market. The large 17" buoyancy tubes on all three models, in combination with the level non-skid floor made possible by the full deck liner, result in an extremely stable and exceptional looking tender.

**HB-340 has a bow locker for stowing gear.**



HB-340



HB-310



HB-340





# RIGID HULL

Unihelm Console from Marine Design shown is optional equipment.



## SPECIFICATIONS

	HB-275	HB-310	HB-340
Color	Pearl Gray	Pearl Gray	Pearl Gray
Length	9'0" (275 cm.)	10'2" (310 cm.)	11'2" (340 cm.)
Inside Length	6'2" (188 cm.)	7'5" (225 cm.)	8'3" (250 cm.)
Beam	5'4" (163 cm.)	5'4" (163 cm.)	5'4" (163 cm.)
Inside Beam	2'7" (77 cm.)	2'7" (77 cm.)	2'7" (77 cm.)
Tube Diameter	17" (43 cm.)	17" (43 cm.)	17" (43 cm.)
Weight	110 lbs. (50 kg.)	127 lbs. (57.5 kg.)	149 lbs. (67.5 kg.)
Load Capacity	770 lbs. (350 kg.)	880 lbs. (400 kg.)	1,210 lbs. (550 kg.)
Person Capacity	4	4	5
Recommended H.P.	6 (4-8) Standard	10 (4-15) Standard	15 (6-20) Standard
Maximum H.P.	8 Standard	15 Standard	20 Standard
Air Chambers	2	2	3

### HB STANDARD FEATURES INCLUDE:

Pearl Gray Hypalon/Neoprene fabric; double heavy duty full length tear drop rub strip; removable rowing seat; D-rings for towing bridle; stainless bow eye; lifting hardware for davits; lift and carry handles; Hypalon grab handles; fold down locking oar system with oar holders; helmsman grip; two piece breakdown aluminum oars; gas tank tie down hardware; protective transom motor clamp; foot pump; and maintenance kit.



# SPORT BOATS

# SE

The SE-121 and SE-131 Sport-boats offer high

quality, 12 and 13-foot Hypalon® inflatables at prices competitive with PVC boats and lower than other Hypalon inflatables! Yet you are still guaranteed Achilles-brand quality in a striking, two-tone design which allows Achilles 2004 SE Sportboats to stand out from all the imitators. If you're looking for extra space without the extra cost,

look no further. You can do it all with an Achilles SE Sportboat.



SE-121



SE-131



## SE STANDARD FEATURES INCLUDE:

Hypalon/Neoprene fabric; deep "V" inflatable keel; self-locking wood floorboards with aluminum battens and stringers; marine-grade plywood transom; towing bridle D-rings; fold-down locking oar system with two-piece breakdown aluminum oars and oar holders; bow handle; four lift & carry handles; helmsman grip; lifelines; removable dual position wood seat; high-volume foot pump; two carry bags; and maintenance kit.

## SPECIFICATIONS

	SE-121	SE-131
Color	Red/Gray	Red/Gray
Length	12'2" (365 cm.)	13'2" (400 cm.)
Inside Length	8'9" (268 cm.)	9'4" (284 cm.)
Beam	5'4" (162 cm.)	5'9" (175 cm.)
Inside Beam	2'6" (76 cm.)	2'9" (85 cm.)
Tube Diameter	17" (43 cm.)	18" (45 cm.)
Weight	135 lbs. (61.5 kg.)	164 lbs. (74.5 kg.)
Load Capacity	1,475 lbs. (670 kg.)	1,760 lbs. (800 kg.)
Person Capacity	5	6
Recommended H.P.	15 (4-25) Standard	20 (6-35) Long
Maximum H.P.	25 Standard	35 Long
Air Chambers	4 & Keel	4 & Keel



# SPORT BOATS

# SGX

The 2004 Achilles SGX series represents

SGX-122

the evolution of traditional soft-bottomed inflatable sportboats. Loaded with a range of high quality special features, they now offer a more contemporary tube design to go along with their striking two-tone look. Superior features like aluminum floorboards, fiberglass transom, and deep "V" inflatable keel are standard, along with their super tough Hypalon® fabric. All these features plus famous Achilles quality make SGX boats an excellent value.



SGX-122



### —SGX STANDARD FEATURES INCLUDE:—

Hypalon/Neoprene fabric; deep "V" inflatable keel; deluxe self-locking aluminum floorboards; fiberglass transom; fold-down locking oar system with two-piece breakdown aluminum oars and oar holders; double positional wood seat; bow carry handle; four lift and carry handles; towing bridle D-rings; helmsman grip; aluminum transom protection plate; high volume foot pump; two carry bags; and maintenance kit.

### SPECIFICATIONS

	SGX-122	SGX-132
Color	Red/Gray	Red/Gray
Length	12'2" (365 cm.)	13'2" (400 cm.)
Inside Length	8'9" (268 cm.)	9'4" (284 cm.)
Beam	5'4" (162 cm.)	5'9" (175 cm.)
Inside Beam	2'6" (76 cm.)	2'9" (85 cm.)
Tube Diameter	17" (43 cm.)	18" (45 cm.)
Weight	165 lbs. (75 kg.)	190 lbs. (86.5 kg.)
Load Capacity	1,475 lbs. (670 kg.)	1,740 lbs. (790 kg.)
Person Capacity	5	6
Recommended H.P.	20 (6-35) Standard	30 (9.9-40) Long
Maximum H.P.	35 Standard	40 Long
Air Chambers	4 & Keel	4 & Keel



# SPORT BOATS

# SG

These "top-of-the-line" models continue to set

the standard for inflatable sport-boats.

Built for high performance with deep "V" trigon air keels, Achilles SG boats offer a roomy, square bow configuration which provides room for extra gear, and an aluminum floor system which delivers superior traction, rigidity and durability. Achilles SG Sportboats bring performance and practicality together for better water

skiing, diving, fishing, or all-around sport-boating pleasure!



SG-140



SG-140



## SPECIFICATIONS

	SG-140	SG-156
Color	Red	Red
Length	14' (425 cm.)	15'6" (473 cm.)
Inside Length	10'0" (305 cm.)	10'11" (333 cm.)
Beam	5'9" (175 cm.)	6'3" (190 cm.)
Inside Beam	2'9" (85 cm.)	3'0" (90 cm.)
Tube Diameter	18" (45 cm.)	20" (50 cm.)
Weight	237 lbs. (107.5 kg.)	280 lbs. (127 kg.)
Load Capacity	1,940 lbs. (880 kg.)	2,800 lbs. (1,270 kg.)
Person Capacity	6	8
Recommended H.P.	30 (9.9-50) Long	35 (9.9-55) Long
Maximum H.P.	50 Long	55 L
Air Chambers	4 & Keel	5 & K

### SG STANDARD FEATURES INCLUDE:

Hypalon/Neoprene fabric; trigon air keel; aluminum self-locking floorboards with aluminum stringer system; fiberglass transom with protective motor clamp plate; fuel tank tie-downs; self-bailer valve; full-length teardrop rubbing strake; fold-down locking oar system with oar holders (except SG-156); bow carry handle; lift & carry handles; towing bridle D-rings; helmsman grip; full-length splash guard with life lines; transom splash guard; removable bow spray-dodger; bow holdall fitting points; removable wood seat; extra seat attachment; large, high-volume foot pump; double carry bag system; and maintenance kit.



# SPORT UTILITY BOATS

# SU


**SU** Boats are built tough to work hard for rugged private

and commercial use. They are made with an additional heavy-duty layer of 840-denier nylon fabric in a two-ply technique which results in a core fabric even stronger than a single base fabric of equal thickness.

A number of exclusive features such as recessed valves are built into these boats which combine to bring the advantages of an inflatable to the demands of tough commercial marine use.



SU-16



HEAVY-DUTY SELF-BAILER AND ALUMINUM-PLATED TRANSOM.



*Paddle and wood seat shown are optional.*

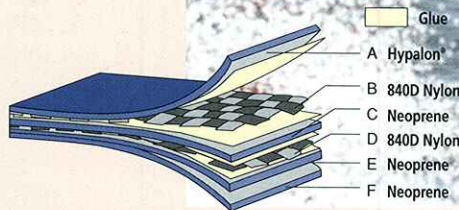


SU-16



## SPECIFICATIONS

	SU-16	SU-18
Color	Gray	Gray
Length	16' (488 cm.)	18' (549 cm.)
Inside Length	10'10" (330 cm.)	12'0" (366 cm.)
Beam	6'9" (206 cm.)	7'7" (230 cm.)
Inside Beam	3'3" (100 cm.)	3'7" (110 cm.)
Tube Diameter	21" (53 cm.)	24" (60 cm.)
Weight	375 lbs. (170.5 kg.)	440 lbs. (200 kg.)
Load Capacity	3,215 lbs. (1,460 kg.)	4,670 lbs. (2,120 kg.)
Person Capacity	9	11
Recommended H.P.	40 (20-75) Long	50 (25-90) Long
Maximum H.P.	75 Long	90 Long
Air Chambers	5 & Keel	5 & Keel



Double layer (840 denier each) nylon core fabric; reinforced with Hypalon® and Neoprene

### SU STANDARD FEATURES INCLUDE:

Hypalon/Neoprene fabric; toughest double layer (840 denier each) nylon core fabric; trigon air keel; aluminum self-locking floorboards & stringer system; fiberglass transom with aluminum plate & motor pad; fuel tank tie-down; large self-bailer; extra-wide, heavy-duty, full-length teardrop rubbing strake; tie-down straps for paddles; bow handle; towing bridle D-rings; lift & carry handles; splash guard with life lines; heavy-duty reinforced cargo wear patch all around; extra tie-down D-rings; heavy duty recessed valves; two (2) high-volume large foot pumps; and maintenance kit.



**All Hypalon®. All The Time.**



**ACHILLES INFLATABLE CRAFT**

*A Division of Achilles USA, Inc.*

1407 80th Street, SW  
Everett, WA 98203  
Phone: (425) 353-7000  
Fax: (425) 347-5785  
Email: [boats@achillesusa.com](mailto:boats@achillesusa.com)  
[www.achillesboats.com](http://www.achillesboats.com)

AUTHORIZED DEALER

**MANUFACTURED BY:**

Achilles Corporation  
No. 22 Daikyo-Cho, Shinjuku-Ku  
Tokyo, Japan  
Phone: (03) 3225-2187  
Fax: (03) 3351-6963



**EUROPEAN AGENT:**

WENDT AGENTUREN  
Heereweg 130a  
P.O. Box 38  
2160 AA Lisse  
Nederland  
Phone: 0031-252-417619  
Fax: 0031-252-424325  
Email: [wendt@concepts-ict.nl](mailto:wendt@concepts-ict.nl)

**NORWAY/SWEDEN/DENMARK/FINLAND**

**DISTRIBUTOR:**

AS KELLOX  
Nygardsvn, 67  
N-1401 Ski  
Norway  
Phone: (47) 64 97 6100  
Fax: (47) 64 97 6190  
Email: [achilles@kellox.no](mailto:achilles@kellox.no)

**AUSTRALIAN DISTRIBUTOR:**

BURSILL SPORTSGEAR  
(Holdings) Pty. Ltd.  
157 Cleveland Street  
Chippendale N.S.W. 2008  
Australia  
Phone: (61) 2 9698 8022  
Fax: (61) 2 9698 5708  
Email: [grahambursill@bigpond.com](mailto:grahambursill@bigpond.com)

**Every Achilles boat is made with Dupont Hypalon®**

**For more information on Hypalon® visit**  
[www.dupont-dow.com](http://www.dupont-dow.com)

*Photography in this catalog depicts scenes using professional models. Achilles recommends the use of a personal flotation device or life jacket when boating.*

*Specifications of Achilles boats may change without notice. Always follow manufacturer's recommendations for boats and engines.*