

Achilles 2004



Specifications for

MODEL	LENGTH	INSIDE LENGTH	BEAM	INSIDE BEAM	TUBE DIAMETER	HP RATING RECOMMENDED/RANGE	MAX ENGINE WEIGHT	HULL WEIGHT	FLOOR
DINGHIES									
LT2	7'3" (220 cm)	5'0" (153 cm)	4'0" (124 cm)	1'11" (58 cm)	13" (33 cm)	3 standard	37 lbs. 17 kg	29 lbs. 13 kg	9 lbs.
LT4	8'6" (260 cm)	6'2" (188 cm)	4'8" (142 cm)	2'2" (66 cm)	15" (38 cm)	3 standard	37 lbs. 17 kg	39 lbs. 17.5kg	17 lbs.
TENDERS & SPORT									
LS4 RU	8'8" (265 cm)	6'1" (185 cm)	4'8" (142 cm)	2'2" (66 cm)	15" (38 cm)	4 (2 - 6) standard	66 lbs. 30 kg	45 lbs. 20.5kg	18 lbs.
LEX88	8'8" (265 cm)	5'11" (180 cm)	4'9" (144 cm)	2'2" (66 cm)	15.5" (39 cm)	4 (2 - 6) standard	66 lbs. 30 kg	47 lbs. 21.5 kg	19 lbs.
LEX96	9'6" (290 cm)	6'9" (205 cm)	4'9" (144 cm)	2'2" (66 cm)	15.5" (39 cm)	6 (4 - 8) standard	84 lbs. 38 kg	52 lbs. 23.5 kg	21 lbs.
LSR96	9'6" (295 cm)	6'9" (205 cm)	5'2" (158 cm)	2'4" (72 cm)	17" (43 cm)	6 (4 - 8) standard	84 lbs. 38 kg	63 lbs. 28.5 kg	31 lbs.
LSR104	10'4" (315 cm)	7'3" (220 cm)	5'2" (158 cm)	2'4" (72 cm)	17" (43 cm)	8 (4 - 10) standard	88 lbs. 40 kg	66 lbs. 30 kg	33 lbs.
LSI77	7'7" (230 cm)	5'1" (155 cm)	4'9" (144 cm)	2'2" (66 cm)	15.5" (39 cm)	4 standard	55 lbs. 25 kg	52 lbs. 23.5 kg	8 lbs.
LSI88	8'8" (265 cm)	6'1" (185 cm)	4'9" (144 cm)	2'2" (66 cm)	15.5" (39 cm)	4 (2 - 6) standard	66 lbs. 30 kg	54 lbs. 24.5 kg	9 lbs.
LSI96	9'6" (295 cm)	6'9" (205 cm)	5'2" (158 cm)	2'4" (72 cm)	17" (43 cm)	6 (4 - 8) standard	84 lbs. 38 kg	63 lbs. 28.5 kg	10 lbs.
LSI104	10'4" (315 cm)	7'3" (220 cm)	5'2" (158 cm)	2'4" (72 cm)	17" (43 cm)	8 (4 - 10) standard	88 lbs. 40 kg	66 lbs. 30 kg	11 lbs.
LSI112	11'2" (340 cm)	7'5" (226 cm)	5'6" (168 cm)	2'7" (78 cm)	18" (45 cm)	10 (4 - 15) standard	99 lbs. 45 kg	79 lbs. 36 kg	12 lbs.
LSI122	12'2" (365 cm)	8'9" (268 cm)	5'6" (168 cm)	2'7" (78 cm)	18" (45 cm)	15 (4 - 25) standard	143 lbs. 65 kg	92 lbs. 42 kg	21 lbs.
SPD96	9'6" (295 cm)	6'9" (205 cm)	5'2" (158 cm)	2'4" (72 cm)	17" (43 cm)	6 (4 - 8) standard	84 lbs. 38 kg	62 lbs. 28.5 kg	29 lbs.
SPD104	10'4" (315 cm)	7'3" (220 cm)	5'2" (158 cm)	2'4" (72 cm)	17" (43 cm)	8 (4 - 10) standard	88 lbs. 40 kg	66 lbs. 30 kg	30 lbs.
SPD112	11'2" (340 cm)	7'5" (226 cm)	5'6" (168 cm)	2'7" (78 cm)	18" (45 cm)	10 (4 - 15) standard	99 lbs. 45 kg	79 lbs. 36 kg	46 lbs.
RIGID HULLS									
HB275	9'0" (275 cm)	6'2" (188 cm)	5'4" (163 cm)	2'7" (77 cm)	17" (43 cm)	6 (4 - 8) standard	84 lbs. 38 kg	110 lbs. 50 kg	—
HB310	10'2" (310 cm)	7'5" (225 cm)	5'4" (163 cm)	2'7" (77 cm)	17" (43 cm)	10 (4 - 15) standard	99 lbs. 45 kg	127 lbs. 57.5 kg	—
HB340	11'2" (340 cm)	8'3" (250 cm)	5'4" (163 cm)	2'7" (77 cm)	17" (43 cm)	15 (6 - 20) standard	110 lbs. 50 kg	149 lbs. 67.5 kg	—
SPORT BOATS									
SEI21	12'2" (365 cm)	8'9" (268 cm)	5'4" (162 cm)	2'6" (76 cm)	17" (43 cm)	15 (4-25) standard	143 lbs. 65 kg	85 lbs. 39 kg	50 lbs.
SEI31	13'2" (400 cm)	9'4" (284 cm)	5'9" (175 cm)	2'9" (85 cm)	18" (45 cm)	20 (6-35) long	176 lbs. 80 kg	108 lbs. 49 kg	56 lbs.
SGX122	12'2" (365 cm)	8'9" (268 cm)	5'4" (162 cm)	2'6" (76 cm)	17" (43 cm)	20 (6-35) standard	176 lbs. 80 kg	96 lbs. 43.5 kg	69 lbs.
SGX132	13'2" (400 cm)	9'4" (284 cm)	5'9" (175 cm)	2'9" (85 cm)	18" (45 cm)	30 (9.9-40) long	209 lbs. 95 kg	116 lbs. 53 kg	74 lbs.
SG140	14'0" (425 cm)	10'0" (305 cm)	5'9" (175 cm)	2'9" (85 cm)	18" (45 cm)	30 (9.9-50) long	242 lbs. 110 kg	133 lbs. 60.5 kg	104 lbs.
SG156	15'6" (473 cm)	10'11" (333 cm)	6'3" (190 cm)	3'0" (90 cm)	20" (50 cm)	35 (9.9-55) long	265 lbs. 120 kg	159 lbs. 72 kg	121 lbs.
SPORT UTILITY									
SUI6	16'0" (488 cm)	10'10" (330 cm)	6'9" (206 cm)	3'3" (100 cm)	21" (53 cm)	40 (20-75) long	352 lbs. 160 kg	235 lbs. 107 kg	140 lbs.
SUI8	18'0" (549 cm)	12'0" (366 cm)	7'7" (230 cm)	3'7" (110 cm)	24" (60 cm)	50 (25-90) long	375 lbs. 170 kg	273 lbs. 124 kg	167 lbs.

The maximum HP Rating, Person Capacity and Load Capacity have been calculated according to the standards of ISO6185.

2004 Achilles Boats

WEIGHT	BOAT WEIGHT		ACCESSORIES WEIGHT		TOTAL WEIGHT		LOAD CAPACITY		PERSON CAPACITY	NO. AIR CHAMBERS	STOWED DIMENSIONS	
--------	-------------	--	--------------------	--	--------------	--	---------------	--	-----------------	------------------	-------------------	--

PAGE 5

4 kg	38 lbs.	17 kg	12 lbs.	5.5 kg	50 lbs.	22.5 kg	640 lbs.	290 kg	2	2	3'3"x1'10"x10"	(98 x 55 x 25)
8 kg	56 lbs.	25.5 kg	17 lbs.	7.5 kg	73 lbs.	33 kg	990 lbs.	450 kg	4	2	3'5"x1'10"x10"	(103 x 55 x 26)

TENDERS PAGES 6-12

8 kg	63 lbs.	28.5 kg	12 lbs.	5.5 kg	75 lbs.	34 kg	840 lbs.	380 kg	4	2	3'5"x1'10"x10"	(103 x 55 x 26)
8.5 kg	66 lbs.	30 kg	12 lbs.	5.5 kg	78 lbs.	35.5 kg	910 lbs.	415 kg	4	2 & keel	3'4"x1'11"x10"	(102 x 59 x 25)
9.5 kg	73 lbs.	33 kg	12 lbs.	5.5 kg	85 lbs.	38.5 kg	990 lbs.	450 kg	4	2 & keel	3'5"x2'1"x10"	(105 x 63 x 26)
14 kg	94 lbs.	42.5 kg	15 lbs.	7 kg	109 lbs.	49.5 kg	1120 lbs.	510 kg	4	2 & keel	3'9"x2'1"x1'3"	(115 x 63 x 39)
15 kg	99 lbs.	45 kg	15 lbs.	7 kg	114 lbs.	52 kg	1230 lbs.	560 kg	4	2 & keel	3'9"x2'1"x1'3"	(115 x 63 x 39)
3.5 kg	60 lbs.	27 kg	12 lbs.	5.5 kg	72 lbs.	32.5 kg	770 lbs.	350 kg	2	2 & floor	3'5"x1'8"x11"	(105 x 52 x 27)
4 kg	63 lbs.	28.5 kg	17 lbs.	7.5 kg	80 lbs.	36 kg	925 lbs.	420 kg	4	2 & keel & floor	3'5"x1'8"x1'	(105 x 52 x 28)
4.5 kg	73 lbs.	33 kg	18 lbs.	8 kg	91 lbs.	41 kg	1145 lbs.	520 kg	4	2 & keel & floor	3'9"x1'8"x1'	(115 x 52 x 30)
5 kg	77 lbs.	35 kg	18 lbs.	8 kg	95 lbs.	43 kg	1250 lbs.	570 kg	4	2 & keel & floor	3'9"x1'11"x1'	(115 x 58 x 30)
5.5 kg	91 lbs.	41.5 kg	19 lbs.	8.5 kg	110 lbs.	50 kg	1630 lbs.	740 kg	5	3 & keel & floor	4'1"x1'11"x10"	(125 x 58 x 26)
9.5 kg	113 lbs.	51.5 kg	20 lbs.	9 kg	133 lbs.	60.5 kg	1740 lbs.	790 kg	6	4 & keel & floor	4'2"x2'1'2"	(128 x 60 x 35)
13 kg	91 lbs.	41.5 kg	17 lbs.	7.5 kg	108 lbs.	49 kg	1140 lbs.	520 kg	4	2 & keel	3'9"x1'8"x1'1"	(115 x 52 x 34)
13.5 kg	96 lbs.	43.5 kg	17 lbs.	7.5 kg	113 lbs.	51 kg	1230 lbs.	560 kg	4	2 & keel	3'9"x1'11"x1'1"	(115 x 58 x 34)
21 kg	125 lbs.	57 kg	17 lbs.	7.5 kg	142 lbs.	64.5 kg	1370 lbs.	620 kg	5	3 & keel	B- 4'1"x1'11"x10" F- 3'2"x1'10"x5"	(125 x 58 x 26) (97 x 56 x 13)

PAGES 13-14

—	110 lbs	50 kg	11 lbs.	5 kg	121 lbs.	55 kg	770 lbs.	350 kg	4	2	7'5"x3'5"x1'10"	(225 x 105 x 55)
—	127 lbs	57.5 kg	12 lbs.	5.5 kg	139 lbs.	63 kg	880 lbs.	400 kg	4	2	8'6"x3'5"x1'10"	(265 x 105 x 55)
—	149 lbs.	67.5 kg	12 lbs.	5.5 kg	161 lbs.	73 kg	1210 lbs.	550 kg	5	3	9'6"x3'5"x1'10"	(295 x 105 x 55)

PAGES 15-17

22.5 kg	135 lbs.	61.5 kg	21 lbs.	9.5 kg	156 lbs.	71 kg	1475 lbs.	670 kg	5	4 & keel	B - 4'2"x2'1' F - 3'x2'3"x5"	(128 x 60 x 30) (94 x 66 x 13)
25.5 kg	164 lbs.	74.5 kg	23 lbs.	10.5 kg	187 lbs.	85 kg	1760 lbs.	800 kg	6	4 & keel	B - 4'3"x2'1'2" F - 3'5"x2'4"x5"	(130 x 61 x 35) (104 x 72 x 13)
31.5 kg	165 lbs.	75 kg	24 lbs.	11 kg	189 lbs.	86 kg	1475 lbs.	670 kg	5	4 & keel	B - 4'2"x2'1'2" F - 3'1"x2'3"x7"	(128 x 60 x 30) (93 x 67 x 17)
33.5 kg	190 lbs.	86.5 kg	25 lbs.	11.5 kg	215 lbs.	98 kg	1740 lbs.	790 kg	6	4 & keel	B - 4'3"x2'1'2" F - 3'1"x2'4"x7"	(130 x 61 x 35) (105 x 74 x 17)
47 kg	237 lbs.	107.5 kg	20 lbs.	9 kg	257 lbs.	116.5 kg	1940 lbs.	880 kg	6	4 & keel	B - 4'6"x2'3"x1'2" F - 3'5"x2'5"x8"	(137 x 67 x 36) (104 x 75 x 20)
55 kg	280 lbs.	127 kg	15 lbs.	7 kg	295 lbs.	134 kg	2800 lbs.	1270 kg	8	5 & keel	B - 5'x2'4"x1'2" F - 3'7"x2'6"x8"	(152 x 71 x 36) (110 x 76 x 20)

BOATS PAGE 18

63.5 kg	375 lbs.	170.5 kg	7 lbs.	3 kg	382 lbs.	173.5 kg	3215 lbs.	1460 kg	9	5 & keel	B - 5'10"x2'10"x1'4" F - 3'11"x2'9"x8"	(178 x 87 x 40) (120 x 85 x 20)
76 kg	440 lbs.	200 kg	7 lbs.	3 kg	447 lbs.	203 kg	4625 lbs.	2100 kg	11	5 & keel	B - 6'3"x3'3"x1'4" F - 4'4"x3'2"x8"	(190 x 98 x 40) (133 x 95 x 20)

B= Boat F=Floor

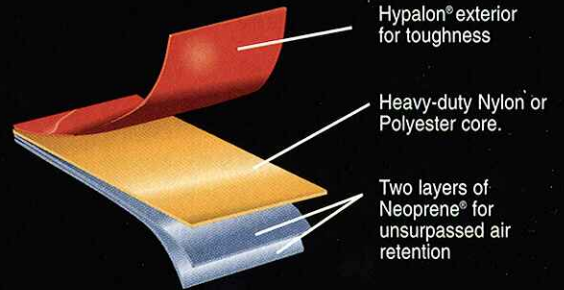
Achilles Infl

All Hypalon.[®]

AlOO


ALL HYPALON[®]. ALL THE TIME.

Every Achilles boat is made with our proven four-layered fabric reinforced with DuPont Hypalon[®]. Even though it takes more time to hand glue a Hypalon[®] boat, no fabric is more effective in resisting damage from the elements, oil, gasoline or abrasions. And nothing is better for air retention than the interior Neoprene[®] coating we use. So we take the extra time Hypalon[®] hand-gluing requires to insure that unsurpassed quality, safety and durability are built into every Achilles, from our smallest dinghy to our largest utility boat. So the question shouldn't be "which inflatable?" but "which Achilles?".



FULL FIVE-YEAR WARRANTY ON FABRIC AND SEAMS

We back our claim to having superior fabric and construction with a strong warranty commitment.



Achilles Riverboats

Achilles produces a complete line of Hypalon[®] riverboats and kayaks. Call or email us for our riverboat brochure.



LT-4



LS4-RU



LEX-96



LSR-104



LSI-104

atable Boats

utility. All The Time.


UNSURPASSED SEAM CONSTRUCTION

Our seams are overlapped a full inch and reinforced with seam tape both inside and out. No one else takes so many steps to insure seams will last.



A SMOOTH, SIMPLE OAR SYSTEM

We invented the fold-down, locking oar system that makes rowing a breeze while keeping oars secured and out of the way when not in use.




NON-CORROSIVE CHECK VALVES

All Achilles valves are non-corrosive and double-capped for safety. They are engineered for easy "one-way" inflation and instant deflation.




BAFFLES THAT HANDLE THE PRESSURE

Our flexible, cone-shaped baffle design equalizes air pressure between individual airtight air chambers.



STRESS BEARING TRANSOMS

We have always secured our transoms with a unique Neoprene rubber mold and transom tape combination, and not just one or the other. This makes them ideal for handling the extra weight associated with 4-stroke motors.



SPD-104




HB-340



SGX-122



SG-140



SU-16

LT

New Heavy Duty Motor Mount for LT-4!


Dinghies

A lot of quality in a small package. That describes our LT Series dinghies. These two and four-person boats go from their handy carry bags to fully equipped dinghies in just minutes. Compact enough to be stored virtually anywhere, they are still safe, durable and dependable dinghies capable of carrying substantial loads. They come ready to work with fold-down oar system, wood seat, fold-up floor and motor mount.

Even though they are our most economical boats, they are made with the same durable Hypalon® fabric and backed by the same five-year warranty as our large sport boats.



LT-2



LT-4

New removable metal bracket with wood motor mount fits quickly and securely into molded rubber mounting attachments.

LT STANDARD FEATURES INCLUDE: Hypalon/Neoprene reinforced fabric; wood/Hypalon roll-up floor (LT4); hinged wood floor (LT2); full-length rubbing strake; fold-down locking oar system with aluminum oars with removable blades; bow D-ring (LT2); towing bridle D-rings (LT4); life lines with hand loops; adjustable wood rowing seat; motor mount; foot pump; carry bag; and maintenance kit.

SPECIFICATIONS

	LT-2	LT-4
Color:	Lt. Gray	Lt. Gray
Length:	7'3" (220 cm.)	8'6" (260 cm.)
Inside Length:	5'0" (153 cm.)	6'2" (188 cm.)
Beam:	4'0" (124 cm.)	4'8" (142 cm.)
Inside Beam:	1'11" (58 cm.)	2'2" (66 cm.)
Tube Diameter:	13" (33 cm.)	15" (38 cm.)
Weight:	38 lbs. (17 kg.)	56 lbs. (25.5 kg.)
Load Capacity:	640 lbs. (290 kg.)	990 lbs. (450 kg.)
Person Capacity:	2	4
Recommended H.P.:	3 Standard	3 Standard
Maximum H.P.:	3 Standard	3 Standard
Air Chambers:	2	2

LS4-RU

Brand New Model for 2004!

Tender

ROLL-UP

Achilles answers the call in 2004 for a simple, value-packed roll-up option for boaters who need the space-saving convenience of a lightweight, easy-to-stow tender. Weighing just 63 pounds, the LS4-RU can be stowed in a space just 10" high. With a roll-up, wood/Hypalon® fabric floor and solid transom it can be inflated and ready to go in minutes. When it is, it can carry four people or loads up to 840 pounds.

Naturally, the LS4-RU features Achilles' famous Hypalon fabric, right down to the roll-up floor, for unsurpassed toughness and durability. It also has the Achilles oar system with aluminum oars with removable blades for increased storability.

Easy to carry, easy to set up, easy to store—the LS4-RU is an easy choice for boaters putting a premium on convenience.



SPECIFICATIONS

LS4-RU	
Color:	Lt. Gray
Length:	8'8" (265 cm.)
Inside Length:	6'1" (185 cm.)
Beam:	4'8" (142 cm.)
Inside Beam:	2'2" (66 cm.)
Tube Diameter:	15" (38 cm.)
Weight:	63 lbs. (28.5 kg.)
Load Capacity:	840 lbs. (380 kg.)
Person Capacity:	4
Recommended H.P.:	4 (2-6) Standard
Maximum H.P.:	6 Standard
Air Chambers:	2

LS4-RU STANDARD FEATURES INCLUDE: Hypalon/Neoprene reinforced fabric; wood/Hypalon roll-up floor; full-length rubbing strake; fold-down locking oar system; two-piece break down aluminum oars with removable blades; adjustable wood rowing seat; towing D-rings; foot pump; carry bag; and maintenance kit.


LEX

Sport Tenders

Traditional and still exceptional, LEX tenders offer the classic inflatable tender look and functionality. Still, they represent the culmination of many subtle refinements over the years that have kept them technologically current while maintaining their classic design integrity.

A sleek bow design and ample interior space come together in this classic tender. A teardrop rub strake deflects spray when planing and improves protection from the inevitable collisions with docks and boat hulls.

Other subtle quality features range from an adjustable range wood seat to molded rubber oar holders. They all add up to a solid, reliable tender that combines practicality and performance in a classic package.



LEX-96

LEX STANDARD FEATURES INCLUDE: Hypalon/Neoprene reinforced fabric; self-locking wood floorboards; fold-down, locking oar system with oar holders; aluminum oars with removable blades; full-length tear drop rubbing strake; adjustable wood rowing seat; carry bag; foot pump; towing bridle D-rings; protective transom motor clamp; life lines; maintenance kit; and self bailer valve.

SPECIFICATIONS

	LEX-88	LEX-96
Color:	Lt. Gray	Lt. Gray
Length:	8'8" (265 cm.)	9'6" (290 cm.)
Inside Length:	5'11" (180 cm.)	6'9" (205 cm.)
Beam:	4'9" (144 cm.)	4'9" (144 cm.)
Inside Beam:	2'2" (66 cm.)	2'2" (66 cm.)
Tube Diameter:	15.5" (39 cm.)	15.5" (39 cm.)
Weight:	66 lbs. (30 kg.)	73 lbs. (33 kg.)
Load Capacity:	910 lbs. (415 kg.)	990 lbs. (450 kg.)
Person Capacity:	4	4
Recommended H.P.:	4 (2-6) Standard	6 (4-8) Standard
Maximum H.P.:	6 Standard	8 Standard
Air Chambers:	2 & Keel	2 & Keel


LSR

Sport Tenders

ROLL-UP

At last, inflatable tenders that combine the convenience of a roll-up floor with the rigidity and strength of floorboards.

Achilles has developed a unique, aluminum floor that makes it a snap to quickly inflate and break down these tenders. This new floor design combined with an innovative hinge system makes this roll-up floor stronger and firmer than others while keeping it lightweight. This is combined with an inflatable keel and new V-shaped fiberglass transom to enhance performance. Large 17" tubes allow the LSR tenders to carry heavy loads. So boaters no longer have to sacrifice rigidity or performance to enjoy the convenience of a roll-up.



LSR-104



LSR-104

SPECIFICATIONS

	LSR-96	LSR-104
Color:	Lt. Gray or White	Lt. Gray or White
Length:	9'6" (295 cm.)	10'4" (315 cm.)
Inside Length:	6'9" (205 cm.)	7'3" (220 cm.)
Beam:	5'2" (158 cm.)	5'2" (158 cm.)
Inside Beam:	2'4" (72 cm.)	2'4" (72 cm.)
Tube Diameter:	17" (43 cm.)	17" (43 cm.)
Weight:	94 lbs. (42.5 kg.)	99 lbs. (45 kg.)
Load Capacity:	1,120 lbs. (510 kg.)	1,230 lbs. (560 kg.)
Person Capacity:	4	4
Recommended H.P.:	6 (4-8) Standard	8 (4-10) Standard
Maximum H.P.:	8 Standard	10 Standard
Air Chambers:	2 & Keel	2 & Keel

LSR STANDARD FEATURES INCLUDE: Hypalon/Neoprene reinforced fabric; air keel; aluminum roll-up floor; fiberglass transom; full length tear drop rubbing strake; fold down locking oar system; two-piece break down aluminum oars & oar holders; bow D-ring plus towing bridle D-rings; life lines; removable wood rowing seat; protective motor clamp; self-bailer valve; foot pump; carry bag; extra seat attachment; and maintenance kit.

LSI

Our LSI boats were the first inflatable tenders made with Hypalon®-reinforced high-pressure air floors. When you consider the abuse decks take from scrapes, the sun, salt-water and even oil and gasoline, it makes sense to have the toughest material available to protect them—and that is Hypalon®. So our remarkable AirFirm™ floors are not only incredibly lightweight and rigid, they are also the most durable you will find.

Thousands of polyester threads make our air floors super firm. The additional support of an air keel not only increases floor rigidity, along with a new fiberglass transom, it also enhances overall performance. With large tube diameters, LSI tenders carry heavy loads despite their light weight.

There are six different LSI model sizes to choose from. No other air floor tenders offer more convenience, more quality or more choices.

LSI-96, 104, 112 and 122 have extra seat attachment.




LSI-104

New V-Shaped Fiberglass Transom for Better Tracking and Performance

On LSI-96, 104, 112 and 122.




LSI-104



HYPALON®
FABRIC

POLYESTER
THREADS



Achilles LSI AirFirm™ Floor.

LSI STANDARD FEATURES INCLUDE:

Hypalon/Neoprene reinforced fabric; air keel & fiberglass transom (all models except LSI-77); Hypalon drop stitch AirFirm™ Floors; full length tear drop rubbing strake; fold down locking oar system; two-piece break down aluminum oars & oar holders; bow D-ring plus towing bridle D-ring; life lines; removable wood rowing seat; protective motor clamp; self-bailer valve; large high pressure foot pump with pressure gauge; carry bag; maintenance kit; and floor protection pad for gas tank.

Sport Tenders

ROLL-UP



SPECIFICATIONS

	LSI-77	LSI-88	LSI-96	LSI-104	LSI-112	LSI-122
Color:	Lt. Gray	White or Lt. Gray	White or Lt. Gray	White or Lt. Gray	Lt. Gray or Red/Gray	Red/Gray
Length:	7'7" (230 cm.)	8'8" (265 cm.)	9'6" (295 cm.)	10'4" (315 cm.)	11'2" (340 cm.)	12'2" (365 cm.)
Inside Length:	5'1" (155 cm.)	6'1" (185 cm.)	6'9" (205 cm.)	7'3" (220 cm.)	7'5" (226 cm.)	8'9" (268 cm.)
Beam:	4'9" (144 cm.)	4'9" (144 cm.)	5'2" (158 cm.)	5'2" (158 cm.)	5'6" (168 cm.)	5'6" (168 cm.)
Inside Beam:	2'2" (66 cm.)	2'2" (66 cm.)	2'4" (72 cm.)	2'4" (72 cm.)	2'7" (78 cm.)	2'7" (78 cm.)
Tube Diameter:	15.5" (39 cm.)	15.5" (39 cm.)	17" (43 cm.)	17" (43 cm.)	18" (45 cm.)	18" (45 cm.)
Weight:	60 lbs. (27 kg.)	63 lbs. (28.5 kg.)	73 lbs. (33 kg.)	77 lbs. (35 kg.)	91 lbs. (41.5 kg.)	113 lbs. (51.5 kg.)
Load Capacity:	770 lbs. (350 kg.)	925 lbs. (420 kg.)	1,145 lbs. (520 kg.)	1,250 lbs. (570 kg.)	1,630 lbs. (740 kg.)	1,740 lbs. (790 kg.)
Person Capacity:	2	4	4	4	5	6
Recommended H.P.:	4 Standard	4 (2-6) Standard	6 (4-8) Standard	8 (4-10) Standard	10 (4-15) Standard	15 (4-25) Standard
Maximum H.P.:	4 Standard	6 Standard	8 Standard	10 Standard	15 Standard	25 Standard
Air Chambers:	2 & Floor	2 & Keel & Floor	2 & Keel & Floor	2 & Keel & Floor	3 & Keel & Floor	4 & Keel & Floor

SPD

All New for 2004!


New Design. New Lengths.
New Features.

We've made a good tender better for 2004 by reconfiguring our SPD boats with a new bow design for increased interior space and adding a V-shaped fiberglass transom for better tracking and performance. Even better, we've added a third model to the line. So for the first time boaters have three different SPD lengths from which to choose.

These deluxe tenders are designed with larger tubes for better stability, performance and load capacities. And with their new bow and transom designs, they carry more and perform better than ever. They also feature a host of deluxe features such as non-slip, foam-matted floorboards, aluminum floor battens and stringers for a more rigid floor system, and a sliding wood seat that can be attached in two different locations.

If you compare fabric, features, and price with competing models you'll see what a great value SPD tenders really are.

SPD-104



SPD-104



Non-slip, foam-matted floorboards and V-shaped fiberglass transom are standard on SPD boats.

Sport Tenders



SPD STANDARD FEATURES INCLUDE:

Hypalon/Neoprene fabric; V-shaped fiberglass transom; foam-matted floorboards and seat; extra seat attachments; aluminum battens and stringers; bow D-ring plus towing bridle D-rings; fold-down locking oar system with oar holders; two-piece break-down aluminum oars; protective transom motor clamp; foot pump; carry bag; maintenance kit; and full length tear drop rubbing strake.

SPECIFICATIONS


	SPD-96	SPD-104	SPD-112
Color:	Lt. Gray	Lt. Gray	Lt. Gray
Length:	9'6" (295 cm.)	10'4" (315 cm.)	11'2" (340 cm.)
Inside Length:	6'9" (205 cm.)	7'3" (220 cm.)	7'5" (226 cm.)
Beam:	5'2" (158 cm.)	5'2" (158 cm.)	5'6" (168 cm.)
Inside Beam:	2'4" (72 cm.)	2'4" (72 cm.)	2'7" (78 cm.)
Tube Diameter:	17" (43 cm.)	17" (43 cm.)	18" (45 cm.)
Weight:	91 lbs. (41.5 kg.)	96 lbs. (43.5 kg.)	125 lbs. (57 kg.)
Load Capacity:	1140 lbs. (520 kg.)	1,230 lbs. (560 kg.)	1,370 lbs. (620 kg.)
Person Capacity:	4	4	5
Recommended H.P.:	6 (4-8) Standard	8 (4-10) Standard	10 (4-15) Standard
Maximum H.P.:	8 Standard	10 Standard	15 Standard
Air Chambers:	2 & Keel	2 & Keel	3 & Keel

HB

A pioneer in the development of rigid-hulled inflatables, Achilles takes them to a new level in 2004. Enhanced features have been added to all three sporty Achilles HB tenders making them better than ever. The strategically placed grab handles on the tubes add more safety and security while double heavy duty rubbing strakes add more protection and provide a drier ride.

Available in three of the most popular tender sizes, Achilles RIBs are as distinctive as their striking Pearl Gray color combining unsurpassed reliability, durability and performance in a handsome package.

The Achilles HB line represents the culmination of years of experience in manufacturing high quality Hard Bottom Tenders. Their lightweight double-hulled fiberglass construction offers you one of the lightest R.I.B.'s on the market. The large 17" buoyancy tubes on all three models, in combination with the level non-skid floor made possible by the full deck liner, result in an extremely stable and exceptional looking tender.



HB-310



HB-340

Unihelm Console from Marine Design shown is optional equipment.



HB-340

HB-340 has a bow locker for stowing gear.

Rigid Hull



HB STANDARD FEATURES INCLUDE:

Pearl Gray Hypalon/Neoprene fabric; double heavy duty full length tear drop rub strake; removable rowing seat; D-rings for towing bridle; stainless bow eye; lifting hardware for davits; lift and carry handles; Hypalon grab handles; fold down locking oar system with oar holders; two piece breakdown aluminum oars; gas tank tie down hardware; protective transom motor clamp; foot pump; and maintenance kit.

SPECIFICATIONS

	HB-275	HB-310	HB-340
Color:	Pearl Gray	Pearl Gray	Pearl Gray
Length:	9'0" (275 cm.)	10'2" (310 cm.)	11'2" (340 cm.)
Inside Length:	6'2" (188 cm.)	7'5" (225 cm.)	8'3" (250 cm.)
Beam:	5'4" (163 cm.)	5'4" (163 cm.)	5'4" (163 cm.)
Inside Beam:	2'7" (77 cm.)	2'7" (77 cm.)	2'7" (77 cm.)
Tube Diameter:	17" (43 cm.)	17" (43 cm.)	17" (43 cm.)
Weight:	110 lbs. (50 kg.)	127 lbs. (57.5 kg.)	149 lbs. (67.5 kg.)
Load Capacity:	770 lbs. (350 kg.)	880 lbs. (400 kg.)	1,210 lbs. (550 kg.)
Person Capacity:	4	4	5
Recommended H.P.:	6 (4-8) Standard	10 (4-15) Standard	15 (6-20) Standard
Maximum H.P.:	8 Standard	15 Standard	20 Standard
Air Chambers:	2	2	3

SE

Sport Boats

The SE-121 and SE-131 Sport-boats offer high quality, 12 and 13-foot Hypalon® inflatables at prices competitive with PVC boats and lower than other Hypalon inflatables! Yet you are still guaranteed Achilles-brand quality in a striking, two-tone design which allows Achilles 2004 SE Sportboats to stand out from all the imitators. If you're looking for extra space without the extra cost, look no further. You can do it all with an Achilles SE Sportboat.



SE-131



SE STANDARD FEATURES INCLUDE:
 Hypalon/Neoprene fabric; deep "V" inflatable keel; self-locking wood floorboards with aluminum battens and stringers; marine-grade plywood transom; towing bridle D-rings; fold-down locking oar system with two-piece breakdown aluminum oars and oar holders; bow handle; four lift & carry handles; helmsman safety grip; lifelines; removable dual position wood seat; high-volume foot pump; two carry bags; and maintenance kit.

SPECIFICATIONS

	SE-121	SE-131
Color:	Red/Gray	Red/Gray
Length:	12'2" (365 cm.)	13'2" (400 cm.)
Inside Length:	8'9" (268 cm.)	9'4" (284 cm.)
Beam:	5'4" (162 cm.)	5'9" (175 cm.)
Inside Beam:	2'6" (76 cm.)	2'9" (85 cm.)
Tube Diameter:	17" (43 cm.)	18" (45 cm.)
Weight:	135 lbs. (61.5 kg.)	164 lbs. (74.5 kg.)
Load Capacity:	1,475 lbs. (670 kg.)	1,760 lbs. (800 kg.)
Person Capacity:	5	6
Recommended H.P.:	15 (4-25) Standard	20 (6-35) Long
Maximum H.P.:	25 Standard	35 Long
Air Chambers:	4 & Keel	4 & Keel

SGX

Sport Boats

The 2004 Achilles SGX series represents the evolution of traditional soft-bottomed inflatable sportboats. Loaded with a range of high quality special features, they now offer a more contemporary tube design to go along with their striking two-tone look. Superior features like aluminum floorboards, fiberglass transom, fiberglass keel, and deep "V" inflatable keel are standard, along with their super tough Hypalon[®] fabric. All these features plus famous Achilles quality make SGX boats an excellent value.



SGX-122



SGX-122

SPECIFICATIONS

	SGX-122	SGX-132
Color:	Red/Gray	Red/Gray
Length:	12'2" (365 cm.)	13'2" (400 cm.)
Inside Length:	8'9" (268 cm.)	9'4" (284 cm.)
Beam:	5'4" (162 cm.)	5'9" (175 cm.)
Inside Beam:	2'6" (76 cm.)	2'9" (85 cm.)
Tube Diameter:	17" (43 cm.)	18" (45 cm.)
Weight:	165 lbs. (75 kg.)	190 lbs. (86.5 kg.)
Load Capacity:	1,475 lbs. (670 kg.)	1,740 lbs. (790 kg.)
Person Capacity:	5	6
Recommended H.P.:	20 (6-35) Standard	30 (9.9-40) Long
Maximum H.P.:	35 Standard	40 Long
Air Chambers:	4 & Keel	4 & Keel

SGX STANDARD FEATURES INCLUDE: Hypalon/Neoprene fabric; deep "V" inflatable keel; deluxe self-locking aluminum floorboards; fiberglass transom; fold-down locking oar system with two-piece breakdown aluminum oars and oar holders; double positional wood seat; bow carry handle; four lift and carry handles; towing bridle D-rings; interior safety paddle; aluminum transom protection plate; high volume foot pump; two carry bags; and maintenance kit.

SG

Sport Boats


These "top-of-the-line" models continue to set the standard for inflatable sport-boats. Built for high performance with deep "V" trigon air keels, Achilles SG boats offer a roomy, square bow configuration which provides room for extra gear, and an aluminum floor system which delivers superior traction, rigidity and durability. Achilles SG Sportboats bring performance and practicality together for better water skiing, diving, fishing, or all-around sport-boating pleasure!



SG-140



SG-140



SG STANDARD FEATURES INCLUDE:

Hypalon/Neoprene fabric; trigon air keel; aluminum self-locking floorboards with aluminum stringer system; fiberglass transom with protective motor clamp plate; fuel tank tie-downs; self-bailer valve; full-length teardrop rubbing strake; fold-down locking oar system with oar holders (except SG-156); bow carry handle; lift & carry handles; towing bridle D-rings; helmsman grip; full-length splash guard with life lines; transom splash guard; removable bow spraydodger; bow holdall fitting points; cushion seat fitting points; large, non-corrosive check valves; large, high-volume foot pump; double carry bag system; and maintenance kit.

SPECIFICATIONS

	SG-140	SG-156
Color:	Red	Red
Length:	14' (425 cm.)	15'6" (473 cm.)
Inside Length:	10'0" (305 cm.)	10'11" (333 cm.)
Beam:	5'9" (175 cm.)	6'3" (190 cm.)
Inside Beam:	2'9" (85 cm.)	3'0" (91 cm.)
Tube Diameter:	18" (45 cm.)	20" (50 cm.)
Weight:	237 lbs. (107.5 kg.)	280 lbs. (127 kg.)
Load Capacity:	1,940 lbs. (880 kg.)	2,800 lbs. (1,270 kg.)
Person Capacity:	6	8
Recommended H.P.:	30 (9.9-50) Long	35 (9.9-55) Long
Maximum H.P.:	50 Long	55 Long
Air Chambers:	4 & Keel	5 & Keel

SU

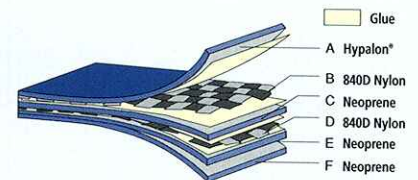
Sport Utility Boats

SU Boats are built tough to work hard for rugged private and commercial use. They are made with an additional heavy-duty layer of 840-denier nylon fabric in a two-ply technique which results in a core fabric even stronger than a single base fabric of equal thickness. A number of exclusive features such as recessed valves are built into these boats which combine to bring the advantages of an inflatable to the demands of tough commercial marine use.



SU-16

Paddle and wood seat shown are optional.



Double layer (840 denier each) nylon core fabric; reinforced with Hypalon* and Neoprene



Aluminum-plated transom and self-bailer




SU-16

SPECIFICATIONS

	SU-16	SU-18
	Gray	Gray
Color:	Gray	Gray
Length:	16' (488 cm.)	18' (549 cm.)
Inside Length:	10'10" (330 cm.)	12'0" (366 cm.)
Beam:	6'9" (206 cm.)	7'7" (230 cm.)
Inside Beam:	3'3" (100 cm.)	3'7" (911 cm.)
Tube Diameter:	21" (53 cm.)	24" (60 cm.)
Weight:	375 lbs. (170.5 kg.)	440 lbs. (200 kg.)
Load Capacity:	3,215 lbs. (1,460 kg.)	4,670 lbs. (2,120 kg.)
Person Capacity:	9	11
Recommended H.P.:	40 (20-75) Long,	50 (25-90) Long,
Maximum H.P.:	75 Long,	90 Long,
Air Chambers:	5 & Keel	5 & Keel

SU STANDARD FEATURES INCLUDE:

Hypalon/Neoprene fabric; toughest double layer (840 denier each) nylon core fabric; trigon air keel; aluminum self-locking floorboards & stringer system; fiberglass transom with aluminum plate & motor pad; fuel tank tie-down; large self-bailer; extra-wide, heavy-duty, full-length teardrop rubbing strake; tie-down straps for paddles; bow handle; towing bridle D-rings; lift & carry handles; splash guard with life lines; heavy-duty reinforced cargo wear patch all around; extra tie-down D-rings; heavy duty recessed valves; two (2) high-volume large foot pumps; and maintenance kit.



ACHILLES INFLATABLE CRAFT

A Division of Achilles USA, Inc.

1407 80th Street, SW
Everett, WA 98203

Phone: (425) 353-7000 Fax: (425) 347-5785

Email: boats@achillesusa.com

www.achillesboats.com


Manufactured by:
Achilles Corporation
No. 22 Daikyo-Cho, Shinjuku-Ku
Tokyo, Japan
Phone: (03) 3225-2187
Fax: (03) 3351-6963



Richtlijn 94/25/EG
81.94.25.94

Gekeurd door de
Nederlandsche Rijksoverheid
volgens Richtlijn
94/25/EG
M.N.N. 4801

European Agent:
WENDT AGENTUREN
Heereweg 130a
P.O. Box 38
2160 AA Lisse
Nederland
Phone: 0252-417619
Fax: 0252-424325
E Mail: wendt@cistron.nl



Authorized Dealer

*Every Achilles boat is made
with Dupont Hypalon®.*

*For more information
on Hypalon® visit
www.dupont-dow.com*

*Photography in this catalog depicts
scenes using professional models.
Achilles recommends the use of
personal flotation device or life
jacket when boating.*

*Specifications of Achilles boats may
change without notice. Always follow
manufacturer's recommendations for
boats and engines.*