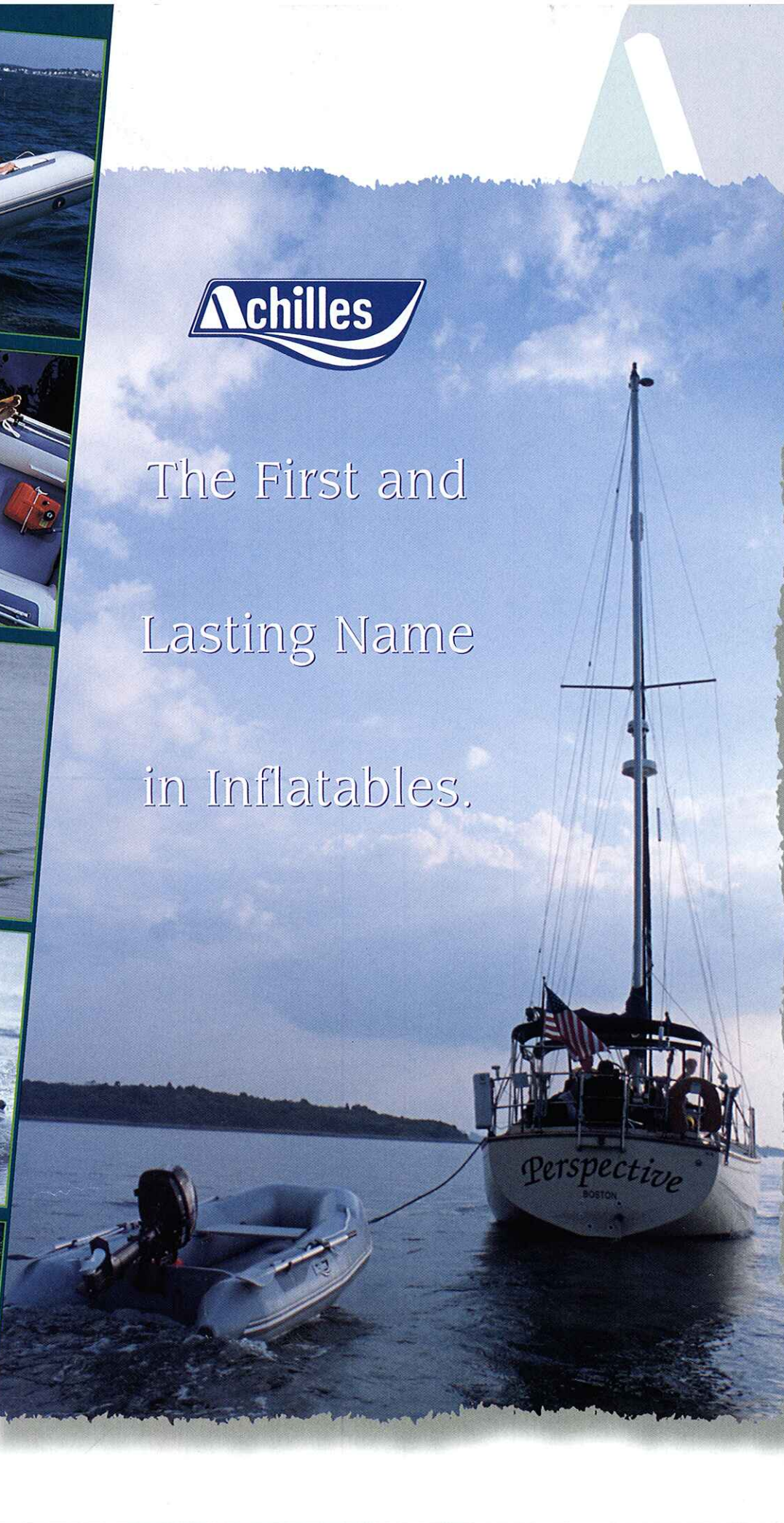





The First and  
Lasting Name  
in Inflatables.

Achilles 2003



# Achilles Inflatable Boats

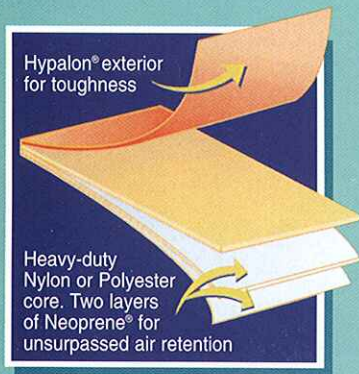
All Hypalon.<sup>®</sup>

All Quality.

All Types. 

## ALL HYPALON.<sup>®</sup> ALL THE TIME.

Every Achilles boat is made with our proven four-layered fabric reinforced with DuPont Hypalon.<sup>®</sup> Even though it takes more time to hand glue a Hypalon<sup>®</sup> boat, no fabric is more effective in resisting damage from the elements, oil, gasoline or abrasions. And nothing is better for air retention than the interior Neoprene<sup>®</sup> coating we use. So we take the extra time Hypalon<sup>®</sup> hand-gluing requires to insure that unsurpassed quality, safety and durability are built into every Achilles, from our smallest dinghy to our largest utility boat. So the question shouldn't be "which inflatable?" but "which Achilles?"



## FULL FIVE-YEAR WARRANTY ON FABRIC AND SEAMS

We back our claim to having superior fabric and construction with a strong warranty commitment.


## UNSURPASSED SEAM CONSTRUCTION

Our seams are overlapped a full inch and reinforced with seam tape both inside and out. No one else takes so many steps to insure seams will last.



## A SMOOTH, SIMPLE OAR SYSTEM

We invented the fold-down, locking oar system that makes rowing a breeze while keeping oars secured and out of the way when not in use.



## NON-CORROSIVE CHECK VALVES

All Achilles valves are non-corrosive and double-capped for safety. They are engineered for easy "one-way" inflation and instant deflation.




## BAFFLES THAT HANDLE THE PRESSURE

Our flexible, cone-shaped baffle design equalizes air pressure between individual airtight air chambers.



## STRESS BEARING TRANSOMS

Transom failure is a common problem on some inflatables. We secure our transoms with a unique Neoprene rubber mold and transom tape combination, and not just one or the other.




LT-4



LSI-96



LSR-96



LEX-96



SPD-102



HB-340



SGX-122



...And More!

# Specifications for 2003 Achilles Boats

MODEL	LENGTH (inside)	BEAM (inside)	TUBE DIAMETER	HP RATING RECOMMENDED/RANGE	Hull Weight	Floor Weight	BOAT WEIGHT	Accessories Weight	TOTAL WEIGHT	LOAD CAPACITY	PERSON CAPACITY	NUMBER OF AIR CHAMBERS	STOWED DIMENSIONS
<b>DINGHIES • PAGE 3</b>													
L72	7' 3"	4' 0"	13"	3 standard	29 lbs.	9 lbs.	38 lbs.	12 lbs.	50 lbs.	640 lbs.	2	2	3'3"x1'10"x10"
L74	8' 6"	4' 8"	15"	3 long shaft	39 lbs.	12 lbs.	51 lbs.	12 lbs.	63 lbs.	990 lbs.	4	2	3'5"x1'10"x10"
<b>TENDERS • PAGES 4-7</b>													
LS2	7' 6"	4' 4"	14"	3.5 standard	40 lbs.	16 lbs.	56 lbs.	12 lbs.	67 lbs.	640 lbs.	2	2 & keel	3'5"x1'8"x8"
LS4	8' 8"	4' 8"	15"	4 (2-6) standard	49 lbs.	18 lbs.	67 lbs.	12 lbs.	79 lbs.	860 lbs.	4	2 & keel	3'5"x1'10"x10"
LS177	7' 7"	4' 9"	15.5"	4 standard	52 lbs.	6 lbs.	58 lbs.	12 lbs.	70 lbs.	770 lbs.	2	2 & floor	3'4"x1'8"x10"
LS188	8' 8"	4' 9"	15.5"	4 (2-6) standard	54 lbs.	7 lbs.	61 lbs.	17 lbs.	78 lbs.	925 lbs.	4	2 & keel & floor	3'4"x1'8"x10"
LS196	9' 6"	5' 2"	17"	6 (4-8) standard	60 lbs.	10 lbs.	70 lbs.	18 lbs.	88 lbs.	1145 lbs.	4	2 & keel & floor	3'9"x1'8"x11"
LS1104	10' 4"	5' 2"	17"	8 (4-10) standard	65 lbs.	10 lbs.	75 lbs.	18 lbs.	93 lbs.	1230 lbs.	4	2 & keel & floor	3'9"x1'8"x11"
LS1112	11' 2"	5' 6"	18"	9.9 (4-15) standard	83 lbs.	11 lbs.	94 lbs.	19 lbs.	113 lbs.	1630 lbs.	5	3 & keel & floor	4'2"x2' x11"
LS1122	12' 2"	5' 6"	18"	15 (4-25) standard	92 lbs.	21 lbs.	113 lbs.	20 lbs.	133 lbs.	1740 lbs.	6	4 & keel Floor	4'2"x2' x11"
LSR96	9' 6"	5' 2"	17"	6 (4-8) standard	60 lbs.	30 lbs.	90 lbs.	15 lbs.	105 lbs.	1120 lbs.	4	2 & keel	3'9"x2' x1'3"
LSR104	10' 4"	5' 2"	17"	8 (4-10) standard	63 lbs.	32 lbs.	95 lbs.	15 lbs.	110 lbs.	1230 lbs.	4	2 & keel	3'9"x2' x1'3"
<b>SPORT TENDERS • PAGES 8-10</b>													
LEX88	8' 8"	4' 9"	15.5"	4 (2-6) standard	47 lbs.	19 lbs.	66 lbs.	12 lbs.	78 lbs.	913 lbs.	4	2 & keel	3'4"x1'11"x1'3"
LEX96	9' 6"	4' 9"	15.5"	6 (4-8) standard	52 lbs.	21 lbs.	73 lbs.	12 lbs.	85 lbs.	990 lbs.	4	2 & keel	3'5"x2' x1'3"
SPD102	10' 2"	5' 2"	17"	8 (4-10) standard	65 lbs.	29 lbs.	94 lbs.	17 lbs.	111 lbs.	1256 lbs.	4	3 & keel	3'5"x1'9"x1'2"
SPD108	10' 8"	5' 2"	17"	9.9 (4-15) standard	67 lbs.	30 lbs.	97 lbs.	17 lbs.	114 lbs.	1300 lbs.	5	3 & keel	3'9"x1'11"x1'2"
<b>RIGID HULL BOATS • PAGES 11-12</b>													
HB275	9' 0"	5' 4"	17"	6 (4-8) standard	104 lbs.	0	104 lbs.	11 lbs.	115 lbs.	770 lbs.	4	2	7'3"x3' 3"x1'9"
HB310	10' 2"	5' 4"	17"	9.9 (4-15) standard	127 lbs.	0	127 lbs.	12 lbs.	139 lbs.	880 lbs.	4	2	8'6"x3' 3"x1'9"
HB340	11' 2"	5' 4"	17"	15 (6-20) standard	149 lbs.	0	149 lbs.	12 lbs.	161 lbs.	1210 lbs.	5	3	9'6"x3' 3"x1'9"
<b>SPORTBOATS • PAGES 13-17</b>													
SE121	12' 2"	5' 4"	17"	15 (4-25) standard	85 lbs.	50 lbs.	135 lbs.	21 lbs.	156 lbs.	1475 lbs.	5	4 & keel	B- 4'2"x2'x1'2" F- 3'x2' 3"x5"
SE131	13' 2"	5' 9"	18"	20 (6-35) long	108 lbs.	56 lbs.	164 lbs.	23 lbs.	187 lbs.	1760 lbs.	6	4 & keel	B- 4'3"x2'x1'2" F- 3'4"x2'3"x5"
SGX122	12' 2"	5' 4"	17"	20 (6-35) standard	96 lbs.	69 lbs.	165 lbs.	24 lbs.	189 lbs.	1475 lbs.	5	4 & keel	B- 4'3"x2'x1'2" F- 3'4"x2'3"x7"
SGX132	13' 2"	5' 9"	18"	30 (9.9-40) long	116 lbs.	74 lbs.	190 lbs.	25 lbs.	215 lbs.	1740 lbs.	6	4 & keel	B- 4'3"x2'x1'2" F- 3'4"x2'3"x7"
SG140	14' 0"	5' 9"	18"	30 (9.9-50) long	133 lbs.	104 lbs.	237 lbs.	20 lbs.	257 lbs.	1960 lbs.	6	4 & keel	B- 4'6"x2'3"x1'2" F- 3'5"x2'5"x7"
SG156	15' 6"	6' 3"	20"	35 (9.9-55) long	159 lbs.	121 lbs.	280 lbs.	15 lbs.	295 lbs.	2820 lbs.	8	5 & keel	B- 5'x2'5"x1'2" F- 3'7"x2'6"x7"
<b>UTILITY BOATS • PAGE 18</b>													
SUI16	16' 0"	6' 9"	21"	40 (20-75) long, 35L X 2	235 lbs.	140 lbs.	375 lbs.	7 lbs.	382 lbs.	3215 lbs.	10	5 & keel	B- 5'10"x2'10"x1'4" F- 3'11"x2'9"x8"
SUI18	18' 0"	7' 7"	24"	50 (25-90) long, 40L X 2	273 lbs.	167 lbs.	440 lbs.	7 lbs.	447 lbs.	4670 lbs.	15	5 & keel	B- 6'3"x3'x1'4" F- 4'4"x3'2"x8"

# LT



A lot of quality in a small package. That describes our LT Series dinghies. These two and four-person boats go from their handy carry bags to fully equipped dinghies in just minutes. Compact enough to be stored virtually anywhere, they are still safe, durable and dependable dinghies capable of carrying substantial loads. They come ready to work with fold-down oar system, wood seat, fold-up floors and motor mount.

Even though they are our most economical boats, they are made with the same durable Hypalon® fabric and backed by the same five-year warranty as our large sport boats.

**LT Standard Features Include:**  
 Hypalon/Neoprene reinforced fabric; fold-up wood floor; full-length rubbing strake; fold-down locking oar system with aluminum oars with removable blades; bow D-ring (LT2); towing bridle D-rings (LT4); life lines with hand loops; adjustable wood rowing seat; large, non-corrosive check valves; motor mount; foot pump; carry bag; and maintenance kit.

LT-2



LT-4

## SPECIFICATIONS

	LT-2	LT-4
Color:	Lt. Gray	Lt. Gray
Length:	7'3" (220 cm.)	8'6" (260 cm.)
Inside Length:	5'0" (153 cm.)	6'0" (184 cm.)
Beam:	4'0" (124 cm.)	4'8" (142 cm.)
Inside Beam:	1'11" (58 cm.)	2'2" (66 cm.)
Tube Diameter:	13" (33 cm.)	15" (38 cm.)
Weight:	38 lbs. (17 kg.)	51 lbs. (23 kg.)
Load Capacity:	640 lbs. (290 kg.)	990 lbs. (450 kg.)
Person Capacity:	2	4
Recommended H.P.:	3 Standard	3 Long
Maximum H.P.:	3 Standard	3 Long
Air Chambers:	2	2

**\*AVAILABLE IN EUROPE, ASIA AND AUSTRALIA ONLY.**

# LS\*



These Classic models have distinguished themselves over the years as sturdy, reliable tenders that offer serious boaters everything they seek in an inflatable. Large tube volume, generous proportions, and, of course, Hypalon fabric are all part of the quality LS package that also boasts a range of quality Achilles features. Their long and healthy track record proves that LS boats are timeless in terms of providing safety and comfort for boaters.

**LS Standard Features Include:**

*Hypalon/Neoprene reinforced fabric; air keel; wood floor; full-length rubbing strake; fold down locking oar system; two-piece break down aluminum oars & oar holders; towing bridle D-rings; inflatable thwart seat; life lines; protective motor clamp; self-bailer valve; foot pump; non-corrosive check valves; maintenance kit; and carry bag.*



Tenders

**SPECIFICATIONS**

	LS-2	LS-4
Color:	Red	Red
Length:	7'6" (228 cm.)	8'8" (265 cm.)
Side Length:	5'1" (156 cm.)	6'1" (185 cm.)
Beam:	4'4" (132 cm.)	4'8" (142 cm.)
Inside Beam:	2'0" (62 cm.)	2'2" (66 cm.)
Tube Diameter:	14" (35 cm.)	15" (38 cm.)
Weight:	56 lbs. (25.5 kg.)	67 lbs. (30.5 kg.)
Load Capacity:	640 lbs. (290 kg.)	860 lbs. (390 kg.)
Person Capacity:	2	4
Recommended H.P.:	3.5 Standard	4 (2-6) Standard
Maximum H.P.:	3.5 Standard	6 Standard
Air Chambers:	2 & Keel	2 & Keel

LS-4



# LSI


Our LSI boats were the first inflatable tenders made with Hypalon®-reinforced high-pressure air floors. When you consider the abuse decks take from scrapes, the sun, salt-water and even oil and gasoline, it makes sense to have the toughest material available to protect them — and that is Hypalon®. So our remarkable AirFirm™ floors are not only incredibly lightweight and rigid, they are also the most durable you will find.

Thousands of polyester threads make our air floors super firm. The additional support of an air keel not only increases floor rigidity, it also enhances overall performance. With large tube diameters, LSI tenders carry heavy loads despite their light weight.

There are six different LSI model sizes to choose from. No other air floor tenders offer more convenience, more quality or more choices.

HYPALON®  
FABRIC

POLYESTER  
THREADS



Achilles LSI AirFirm™ Floor.



LSI-96



LSI-96, 104, 112  
and 122 have extra  
seat attachment.


LSI-104



LSI-96

#### LSI Standard Features Include:

Hypalon/Neoprene reinforced fabric; air keel (all models except LSI-77); Hypalon drop stitch AirFirm™ Floors; full length tear drop rubbing strake; fold down locking oar system; two-piece break down aluminum oars & oar holders; bow D-ring plus towing bridle D-rings; life lines; removable wood rowing seat; protective motor clamp; self-bailer valve; large high pressure foot pump with pressure gauge; carry bag; maintenance kit; floor protection pad for gas tank; and roomy square bow design.



LSI-122

T e n d e r s

**SPECIFICATIONS**

	LSI-77	LSI-88	LSI-96	LSI-104	LSI-112	LSI-122
Color:	Lt. Gray	White or Lt. Gray	White or Lt. Gray	White or Lt. Gray	Lt. Gray or Red/Grey	Red/Grey
Length:	7'7" (230 cm.)	8'8" (265 cm.)	9'6" (295 cm.)	10'4" (315 cm.)	11'2" (340 cm.)	12'2" (365 cm.)
Inside Length:	5'1" (155 cm.)	6'1" (185 cm.)	6'9" (205 cm.)	7'3" (220 cm.)	7'5" (226 cm.)	8'9" (268 cm.)
Beam:	4'9" (144 cm.)	4'9" (144 cm.)	5'2" (158 cm.)	5'2" (158 cm.)	5'6" (168 cm.)	5'6" (168 cm.)
Inside Beam:	2'2" (66 cm.)	2'2" (66 cm.)	2'4" (72 cm.)	2'4" (72 cm.)	2'7" (78 cm.)	2'7" (78 cm.)
Tube Diameter:	15.5" (39 cm.)	15.5" (39 cm.)	17" (43 cm.)	17" (43 cm.)	18" (45 cm.)	18" (45 cm.)
Weight:	58 lbs. (26.5 kg.)	61 lbs. (28 kg.)	70 lbs. (32 kg.)	75 lbs. (34 kg.)	94 lbs. (43 kg.)	113 lbs. (51.5 kg.)
Load Capacity:	770 lbs. (350 kg.)	925 lbs. (420 kg.)	1,145 lbs. (520 kg.)	1,230 lbs. (560 kg.)	1,630 lbs. (740 kg.)	1,740 lbs. (790 kg.)
Person Capacity:	2	4	4	4	5	6
Recommended H.P.:	4 Standard	4 (2-6) Standard	6 (4-8) Standard	8 (4-10) Standard	9.9 (4-15) Standard	15 (4-25) Standard
Maximum H.P.:	4 Standard	6 Standard	8 Standard	10 Standard	15 Standard	25 Standard
Air Chambers:	2 & Floor	2 & Keel & Floor	2 & Keel & Floor	2 & Keel & Floor	3 & Keel & Floor	4 & Keel & Floor



# LSR

At last, inflatable tenders that combine the convenience of a roll-up floor with the rigidity and strength of floorboards.

Achilles has developed a unique, aluminum floor that makes it a snap to quickly inflate and break down these tenders. This new floor design combined with an innovative hinge system makes this rollup floor stronger and firmer than others while keeping it lightweight. This is combined with an inflatable keel to enhance performance. Large 17" tubes allow the LSR tenders to carry heavy loads. So boaters no longer have to sacrifice rigidity or performance to enjoy the convenience of a rollup.

**LSR-104**  
**Brand New for 2003!**

LSR-104



## SPECIFICATIONS

	LSR-96	LSR-104
Color:	Lt. Gray or White	Lt. Gray or White
Length:	9'6" (295 cm.)	10'4" (315 cm.)
Inside Length:	6'9" (205 cm.)	7'3" (220 cm.)
Beam:	5'2" (158 cm.)	5'2" (158 cm.)
Inside Beam:	2'4" (72 cm.)	2'4" (72 cm.)
Tube Diameter:	17" (43 cm.)	17" (43 cm.)
Weight:	90 lbs. (41 kg.)	95 lbs. (43 kg.)
Load Capacity:	1,120 lbs. (510 kg.)	1,230 lbs. (560 kg.)
Person Capacity:	4	4
Recommended H.P.:	6 (4-8) Standard	8 (4-10) Standard
Maximum H.P.:	8 Standard	10 Standard
Air Chambers:	2 & Air Keel	2 & Air Keel

### LSR Standard Features Include:

Hypalon/Neoprene reinforced fabric; air keel; aluminum rollup floor; full length tear drop rubbing strake; fold down locking oar system; two-piece break down aluminum oars & oar holders; bow D-ring plus towing bridle D-rings; life lines; removable wood rowing seat; protective motor clamp; self-bailer valve; foot pump; carry bag; maintenance kit; and roomy square bow design.




LSR-96



# LEX

New design refinements make these popular, sporty tenders better than ever for 2003. A sleek bow design not only enhances performance and appearance, it allows for more interior space. A new teardrop rub strake deflects spray when the boat is planing while also providing more protection from collisions with docks and other boats.

In addition to Achilles' famous overall quality, performance features and Hypalon® fabric, a host of subtle features such as an adjustable range wood seat and molded rubber oar holders make these solid, reliable tenders a great value.



LEX-96



**LEX Standard Features Include:** Hypalon/Neoprene reinforced fabric; self-locking wood floorboards; fold-down, locking oar system with oar holders; aluminum oars with removable blades; full-length tear drop rubbing strake; adjustable wood rowing seat; carry bag; foot pump; towing bridle D-rings; protective transom motor clamp; life lines; maintenance kit and self bailer valve.

## SPECIFICATIONS

	LEX-88	LEX-96
Color:	Lt. Gray	Lt. Gray
Length:	8'8" (265 cm.)	9'6" (290 cm.)
Inside Length:	5'11" (180 cm.)	6'9" (205 cm.)
Beam:	4'9" (144 cm.)	4'9" (144 cm.)
Inside Beam:	2'2" (66 cm.)	2'2" (66 cm.)
Tube Diameter:	15.5" (39 cm.)	15.5" (39 cm.)
Weight:	66 lbs. (30 kg.)	73 lbs. (33 kg.)
Load Capacity:	913 lbs. (415 kg.)	990 lbs. (450 kg.)
Person Capacity:	4	4
Recommended H.P.:	4 (2-6) Standard	6 (4-8) Standard
Maximum H.P.:	6 Standard	8 Standard
Air Chambers:	2 & Keel	2 & Keel

# SPD

These deluxe tenders are designed with large 17" tubes to enhance performance and load capacity. Coupled with a pointed, raised bow, SPD tenders now carry more and perform better than ever before! And with an extra (third) air chamber, they are safer and more value-packed than competing models. Also standard are fiberglass transom, non-slip, foam-matted floorboards and a sliding wood seat which can be attached in two different locations. The floorboards are secured with aluminum battens and stringers for a more rigid, better performing floor system. Like all Achilles boats, SPD tenders are made with durable Hypalon®-reinforced fabric. Compare fabric, features and price with competing models and you'll see what a great value these boats really are!

SPD-108



*Non-slip, foam-matted floorboards and fiberglass transom are standard on SPD boats.*

SPD-102





# Sport Tenders

### SPD Standard Features Include:

Hypalon/Neoprene fabric; fiberglass transom; foam-matted floorboards and seat; extra seat attachments; aluminum battens and stringers; towing bridle D-rings; fold-down locking oar system with oar holders; two-piece break-down aluminum oars; protective transom motor clamp; foot pump; carry bag; maintenance kit; and full length tear drop rubbing strake.

### SPECIFICATIONS

	SPD-102	SPD-108
Color:	Lt. Gray	Lt. Gray
Length:	10'2" (310 cm.)	10'8" (320 cm.)
Inside Length:	6'11" (214 cm.)	7'5" (225 cm.)
Beam:	5'2" (158 cm.)	5'2" (158 cm.)
Inside Beam:	2'4" (72 cm.)	2'4" (72 cm.)
Tube Diameter:	17" (43 cm.)	17" (43 cm.)
Weight:	94 lbs. (43 kg.)	97 lbs. (44.5 kg.)
Load Capacity:	1,256 lbs. (570 kg.)	1,300 lbs. (590 kg.)
Person Capacity:	4	5
Recommended H.P.:	8 (4-10) Standard	9.9 (4-15) Standard
Maximum H.P.:	10 Standard	15 Standard
Air Chambers:	3 & Keel	3 & Keel

# HB

**New for 2003:  
Hypalon® Grab Handles  
and Double Heavy Duty  
Rub Strake!**

A pioneer in the development of rigid-hulled inflatables, Achilles takes them to a new level in 2003. Enhanced features have been added to all three sporty Achilles HB tenders making them better than ever. New Hypalon® grab handles on the tubes add more safety and security while new double heavy duty rubbing strakes add more protection to the boats while also providing a drier ride.

Available in three of the most popular tender sizes, Achilles RIBs are as distinctive as their striking Pearl Gray color combining unsurpassed reliability, durability and performance in a handsome package.

The Achilles HB line represents the culmination of years of experience in manufacturing high quality Hard Bottom Tenders. Their lightweight double-hulled fiberglass construction offers you one of the lightest RIBs on the market. The large 17" buoyancy tubes on all three models, in combination with the level non-skid floor made possible by the full deck liner, result in an extremely stable and exceptional looking tender.



HB-310





HB-340



HB-340

**HB-340 has a bow locker  
for stowing gear.**



R  
i  
g  
i  
d  
H  
u  
l  
l

**HB Standard Features Include:**

Pearl Gray Hypalon/Neoprene fabric; double heavy duty full length tear drop rub strake; removable rowing seat; D-rings for towing bridle; stainless bow eye; lifting hardware for davits; lift and carry handles; Hypalon grab handles; fold down locking oar system with oar holders; two piece breakdown aluminum oars; gas tank tie down hardware; protective transom motor clamp; foot pump; and maintenance kit.

**SPECIFICATIONS**

	<b>HB-275</b>	<b>HB-310</b>	<b>HB-340</b>
<b>Color:</b>	Pearl Gray	Pearl Gray	Pearl Gray
<b>Length:</b>	9'0" (275 cm.)	10'2" (310 cm.)	11'2" (340 cm.)
<b>Inside Length:</b>	6'2" (188 cm.)	7'5" (225 cm.)	8'3" (250 cm.)
<b>Beam:</b>	5'4" (163 cm.)	5'4" (163 cm.)	5'4" (163 cm.)
<b>Inside Beam:</b>	2'7" (77 cm.)	2'7" (77 cm.)	2'7" (77 cm.)
<b>Tube Diameter:</b>	17" (43 cm.)	17" (43 cm.)	17" (43 cm.)
<b>Weight:</b>	104 lbs. (47 kg.)	127 lbs. (57.5 kg.)	149 lbs. (67.5 kg.)
<b>Load Capacity:</b>	770 lbs. (350 kg.)	880 lbs. (400 kg.)	1,210 lbs. (550 kg.)
<b>Person Capacity:</b>	4	4	5
<b>Recommended H.P.:</b>	6 (4-8) Standard	9.9 (4-15) Standard	15 (6-20) Standard
<b>Maximum H.P.:</b>	8 Standard	15 Standard	20 Standard
<b>Air Chambers:</b>	2	2	3

# SE

The SE-121 and SE-131 Sportboats offer high quality, 12 and 13-foot Hypalon® inflatables at prices competitive with PVC boats and lower than other Hypalon inflatables! Yet you are still guaranteed Achilles-brand quality in a striking, two-tone design which allows Achilles 2003 SE Sportboats to stand out from all the imitators. If you're looking for extra space without the extra cost, look no further. You can do it all with an Achilles SE Sportboat.

SE-131





# sport Boats

## SE Standard Features Include:

Hypalon/Neoprene fabric; deep "V" inflatable keel; self-locking wood floorboards with aluminum battens and stringers; marine-grade plywood transom; bow D-ring plus towing bridle D-rings; fold-down locking oar system with two-piece breakdown aluminum oars and oar holders; lift & carry handles; helmsman safety grip; lifelines; removable dual position wood seat; high-volume foot pump; carry bag and maintenance kit.

## SPECIFICATIONS

	SE-121	SE-131
Color:	Red/Gray	Red/Gray
Length:	12'2" (365 cm.)	13'2" (400 cm.)
Inside Length:	8'9" (268 cm.)	9'4" (284 cm.)
Beam:	5'4" (162 cm.)	5'9" (175 cm.)
Inside Beam:	2'6" (76 cm.)	2'9" (85 cm.)
Tube Diameter:	17" (43 cm.)	18" (45 cm.)
Weight:	135 lbs. (61.5 kg.)	160 lbs. (74.5 kg.)
Load Capacity:	1,475 lbs. (670 kg.)	1,760 lbs. (800 kg.)
Person Capacity:	5	6
Recommended H.P.:	15 (4-25) Standard	20 (6-35) Long
Maximum H.P.:	25 Standard	35 Long
Air Chambers:	4 & Keel	4 & Keel

# SGX

The 2003 Achilles SGX series represents the evolution of traditional soft-bottomed inflatable sportboats. Loaded with a range of high quality special features, they now offer a more contemporary tube design to go along with their striking two-tone look. Superior features like aluminum floorboards, fiberglass transom, and deep "V" inflatable keel are standard, along with their super tough Hypalon® fabric. All these features plus famous Achilles quality make SGX boats an excellent value.


***New for 2003:  
Complete Oar System!***



SGX-122







# Sport Boats

### SGX Standard Features Include:

Hypalon/Neoprene fabric; deep "V" inflatable keel; deluxe self-locking aluminum floorboards; fiberglass transom; fold-down locking oar system with two-piece breakdown aluminum oars and oar holders; double positional wood seat; bow carry handle; four lift and carry handles; bow and towing rings; interior safety paddle; aluminum transom protection plate; high volume foot pump; two carry bags; and maintenance kit.

### SPECIFICATIONS

	SGX-122	SGX-132
Color:	Red/Gray	Red/Gray
Length:	12'2" (365 cm.)	13'2" (400 cm.)
Inside Length:	8'9" (268 cm.)	9'4" (284 cm.)
Beam:	5'4" (162 cm.)	5'9" (175 cm.)
Inside Beam:	2'6" (76 cm.)	2'9" (85 cm.)
Tube Diameter:	17" (43 cm.)	18" (45 cm.)
Weight:	165 lbs. (75 kg.)	190 lbs. (86.5 kg.)
Load Capacity:	1,474 lbs. (670 kg.)	1,740 lbs. (790 kg.)
Person Capacity:	5	6
Recommended H.P.:	20 (6-35) Standard	30 (9.9-40) Long
Maximum H.P.:	35 Standard	40 Long
Air Chambers:	4 & Keel	4 & Keel

# SG

These "top-of-the-line" models continue to set the standard for inflatable sportboats. Built for high performance with deep "V" trigon air keels, Achilles SG boats offer a roomy, square bow configuration which provides room for extra gear, and an aluminum floor system which delivers superior traction, rigidity and durability. Achilles SG Sportboats bring performance and practicality together for better water skiing, diving, fishing or all-around sport-boating pleasure!



SG-140

**SG Standard Features Include:** Hypalon/Neoprene fabric; roomy square bow configuration; trigon air keel; aluminum self-locking floorboards with aluminum stringer system; fiberglass transom with protective motor clamp plate; fuel tank tie-downs; self-bailer valve; full-length teardrop rubbing strake; fold-down locking oar system with oar holders (except SG-156); bow carry handle; lift & carry handles; towing bridle D-rings; helmsman grip; full-length splash guard with life lines; transom splash guard; removable bow spraydodger; bow holdall fitting points; cushion seat fitting points; large, non-corrosive check valves; large, high-volume foot pump; double carry bag system; maintenance kit.

## SPECIFICATIONS

	SG-140	SG-156
Color:	Red	Red
Length:	14' (425 cm.)	15'6" (473 cm.)
Inside Length:	10'0" (305 cm.)	10'11" (333 cm.)
Beam:	5'9" (175 cm.)	6'3" (190 cm.)
Inside Beam:	2'9" (85 cm.)	3'0" (90 cm.)
Tube Diameter:	18" (45 cm.)	20" (50 cm.)
Weight:	237 lbs. (107.5 kg.)	280 lbs. (127 kg.)
Load Capacity:	1,960 lbs. (890 kg.)	2,820 lbs. (1,280 kg.)
Person Capacity:	6	8
Recommended H.P.:	30 (9.9-50) Long	35 (9.9-55) Long
Maximum H.P.:	50 Long	55 Long
Air Chambers:	4 & Keel	5 & Keel

Sportboats

# SU

**SU** Boats are built tough to work hard for rugged private and commercial use. They are made with an additional heavy-duty layer of 840-denier nylon fabric in a two-ply technique which results in a core fabric even stronger than a single base fabric of equal thickness. A number of exclusive features such as recessed valves are built into these boats which combine to bring the advantages of an inflatable to the demands of tough commercial marine use.

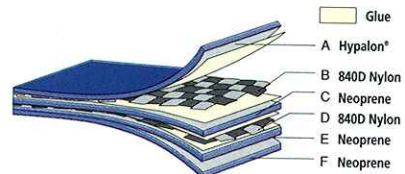


Aluminum-plated transom and self-bailer

SU-16



Paddle and wood seat shown are optional.



Double layer (840 denier each) nylon core fabric; reinforced with Hypalon® and Neoprene

## SU Standard Features Include:

Hypalon/Neoprene fabric; toughest double layer (840 denier each) nylon core fabric; trigon air keel; aluminum self-locking floorboards & stringer system; fiberglass transom with aluminum plate (exterior) & motor pad (interior); fuel tank tie-down; large self-bailer; extra-wide, heavy-duty, full-length teardrop rubbing strake; tie-down straps for paddles; bow carry handle, towing bridle; lift & carry handles; splash guard with life lines; heavy-duty reinforced cargo wear patch all around; extra tie-down D-rings; large non-corrosive recessed valves; two (2) high-volume large foot pumps; maintenance kit.

## SPECIFICATIONS


	SU-16	SU-18
Color:	Gray	Gray
Length:	16' (488 cm.)	18' (549 cm.)
Inside Length:	10'10" (330 cm.)	12'0" (366 cm.)
Beam:	6'9" (206 cm.)	7'7" (230 cm.)
Inside Beam:	3'3" (100 cm.)	3'7" (911 cm.)
Tube Diameter:	21" (53 cm.)	24" (60 cm.)
Weight:	375 lbs. (170.5 kg.)	440 lbs. (200 kg.)
Load Capacity:	3,215 lbs. (1,460 kg.)	4,670 lbs. (2,120 kg.)
Person Capacity:	10	15
Recommended H.P.:	40 (20-75) Long,	50 (25-90) Long,
Maximum H.P.:	75 Long,	90 Long,
Air Chambers:	5 & Keel	5 & Keel

Sport Utility



Achilles LSR-96. Page 7.

**Authorized Dealer**



**Achilles Inflatable Craft**  
A Division of Achilles USA, Inc.  
1407 80th Street, SW  
Everett, WA 98203  
Phone: (425) 353-7000  
Fax: (425) 347-5785  
Email: [boats@achillesusa.com](mailto:boats@achillesusa.com)  
[www.achillesusa.com](http://www.achillesusa.com)

Manufactured in Japan by:  
Achilles Corporation  
No. 22 Daikyo-Cho, Shinjuku-Ku  
Tokyo, Japan  
Phone: (03) 3225-2187  
Fax: (03) 3351-6963



European Agent:  
WENDT AGENTUREN  
Heereweg 130a  
P.O. Box 38  
2160 AA Lisse  
Nederland  
Phone: 0252-417619  
Fax: 0252-424325  
E Mail: [wendt@cistron.nl](mailto:wendt@cistron.nl)

Every Achilles boat is made with  
Dupont Hypalon®

For more information on Hypalon®  
call (800) 853-5515  
U.S. & Canada

Photography in this catalog depicts scenes  
using professional models. Achilles  
recommends the use of a personal flotation  
device or safety jacket when boating.

Specifications of Achilles boats may change  
without notice. Always follow manufacturer's  
recommendations for boats and engines.